

GOVERNMENT OF ODISHA

AGRICULTURE & FARMERS' EMPOWERMENT DEPARTMENT



**BID DOCUMENTS
DETAILED TENDER CALL NOTICE**

Sl. No	Name of the work	Estimated Cost put in tender (in Rs.)
1	Moorum Road Connecting QPM Unnit to Main Road at KVK, Dhenkanal	1000468.00
2	Construction of Sales Counter at KVK, Dhenkanal	750001.00
3	CC Road in Front Portion of the Campus at KVK, Dhenkanal	1421199.00

INDEX

Sl. No.	CONTENTS	PAGES
1.	Tender Call Notice	3-6
2.	Check list	7
3.	Contract data	8
4.	Additional Performance Security Deposit	9
5.	Instruction to Bidders (ITB)	10-14
6.	Detailed Tender Call Notice	15-23
7.	Schedule A-F	24-30
8.	Bidders Contract Information	31
9.	Section-II(Technical Specification of EI,PH works)	32-49

OFFICE OF THE EXECUTIVE ENGINEER (AGRIL.), DHENKANAL DIVISION, DHENKANAL

E-mail ID – eeagri.dhenkanal@gmail.com

INVITATIONS FOR BIDS THROUGH e-Procurement

Bid Identification No: E.E. (A), D/D-01 of 2026-27

e - Procurement Notice No.–402 //Agril. Date -10.06.2026

The Executive Engineer (Agril.), Dhenkanal Division, Dhenkanal on behalf of Governor of Odisha invites **Percentage Rate Bids in Single cover** system for the works as detailed in table below.

Sl. No.	Name of the work	Approximate Estimated cost put to Tender (Excluding G.S.T) (Rs.)	Cost of Bid Documents (in Rs.)	EMD (inRs.)	Class of Contractor	Period of Completion	Similar Nature of Work
1.	2.	3.	4.	5.	6.	7.	8.
1	Moorum Road Connecting QPM Unnit to Main Road at KVK, Dhenkanal	1000468.00	6,000	10500/-	C & D Civil Licence	04 (Four calendar month)	Work Experience of 60 % of Similar nature of Work
2	Construction of Sales Counter at KVK, Dhenkanal	750001.00	4,000	7500/-	C & D Civil Licence with Electrical Licence(LT/MT/HT)	04 (Four calendar month)	Work Experience of 60 % of Similar nature of Work
3	CC Road in Front Portion of the Campus at KVK, Dhenkanal	1421199.00	6,000	15000/-	C & D Civil Licence	04 (Four calendar month)	Work Experience of 60 % of Similar nature of Work

The bidders have to participate in ONLINE bidding only. The web-site for “ONLINE BIDDING” is <http://tendersodisha.gov.in>. Bid documents will be available in above website from Dt.17.06.2026 at 10.00 AM to Dt.24.06.2026 up to 5.30 P.M for “ONLINE BIDDING”. **Date of original bid documents submission from Dt.25.06.2026 at 10.00 A.M. to 01.00 P.M and the bids shall be opened at 01.30PM on same day.**

The bidder must possess matching class compatible Digital Signature Certificate (DSC).Further details and other terms and conditions can be seen from DTCN in the e- Procurement web site www.tendersodisha.gov.in.

N.B: Subsequent corrigendum / addendum if required shall be available in the website as indicated above

Sd/- Er. Pradyuta Kumar Patnaik

Executive Engineer (Agril.)
Dhenkanal Division, Dhenkanal

CHECK LIST TO BE FILLED UP BY THE BIDDER

Name of the work: _____

Sl. No	Particulars	Reference to Clause no	Whether furnished		Reference to Page no
			Yes	No	
01.	Cost of tender paper as per list attached against each work	D.T.C.N Clause No.03			
02.	E.M.D. as per list attached against each work	D.T.C.N. Clause No.05			
03.	Copy of valid Registration Certificate	D.T.C.N Clause No.06			
04.	Copy of valid GST clearance certificate	D.T.C.N Clause No.06			
05.	Copy of PAN Card	D.T.C.N Clause No.06			
06.	No Relationship Certificate in Schedule – A	D.T.C.N Clause No.11			
07.	Existing Commitments and On-Going Works				
07.	Works Experience -	D.T.C.N Clause No.12			
(A)	List of projects executed that are similar in nature to the work (Schedule-C1)	D.T.C.N Clause No.12&13			
(B)	Works in hand-List of projects in progress that are similar in nature to the work (Schedule-C2)	D.T.C.N Clause No.12 &13			
08. (A)	Information regarding current litigation, debarring / expelling of the tender or abandonment of the work by the tenderer (Schedule-D)	D.T.C.N Clause No.09			
(B)	Affidavit (Schedule-E)	D.T.C.N Clause No.09			
(C)	Joint Venture agreement(Schedule-F)	D.T.C.N Clause No. 10			
(D)	Bidders Contact Information				

N.B :- Eligibility Criteria at Clause-86 of DTCN may be referred.

**(Signature of the bidder with full Address
for correspondence with mail and MobileNo)**

OFFICE OF THE EXECUTIVE ENGINEER (AGRIL.), DHENKANAL DIVISION, DHENKANAL

CONTRACT DATA

A. GENERAL INFORMATIONS

Sl. No.	Particulars	Details
1	Bid Identification No.	E.E. (A), D/D-01 of 2026-27
2	Name of the Works	1. Moorum Road Connecting QPM Unnit to Main Road at KVK, Dhenkanal 2. Construction of Sales Counter at KVK, Dhenkanal 3. CC Road in Front Portion of the Campus at KVK, Dhenkanal
3	Officer inviting tender	Executive Engineer (Agril.), Dhenkanal Division, Dhenkanal
4	Accepting Authority	Executive Engineer (Agril.), Dhenkanal Division, Dhenkanal
5	Estimated Cost	Mentioned against work of the list

B. BID INFORMATION

6	Intended completion period/Time period assigned for Completion as per clause 7 of DTCN	As Mentioned in column No.-7
7	Last Date & time of submission of online Bid (Clause No. 1 of DTCN.)	Time: 5:30 PM
		Dt. 24.06.2026
8	Date of original bid documents submission	Time : 10.00 Am to 01.00 PM
		25.06.2026
9	Cost of Bid Document (Clause No. 3 of DTCN.)	
	i) Bank draft amount	As per list attached against each work
	ii) in favour of	Executive Engineer (Agril.), Dhenkanal Division, Dhenkanal
	iii) payable at	Dhenkanal
10	EMD	
	i) FD/TDR/NS	As per list attached against each work
	ii) in favour of	Executive Engineer (Agril.), Dhenkanal Division, Dhenkanal
	iii) payable at	Dhenkanal
10	Bid validity period (Clause No. 8 of DTCN.)	120 days
11	Minimum period of contract / agreement	As per DTCN
12	Currency of Contract	Indian Rupees
13	Language of Contract	English

Sd/- Er. Pradyuta Kumar Patnaik
Executive Engineer (Agril.)
Dhenkanal Division, Dhenkanal

**Government of Odisha
WORKS DEPARTMENT**

Sub: Additional Performance Security Deposit in case of Low Bids (ALBs)

Additional Performance Security shall be obtained from the successful L-1 bidder when the bid amount is less than the estimated cost put to tender. For amount of APS please refer Office Memorandum No. 173 dt. 03.01.2026 of Works Department, Govt. of Odisha - Annexure-I attached at the last page of this DTCN.

Procedure to participate in online bidding e-procurement

1. **PARTICIPATING IN THE BID IN THE E-PROCUREMENT PORTAL:** The Contractor/Bidder intending to participate in the bid is required to register in the Portal with some information about the firm/Contractor. This is a onetime activity for registering in Portal. During registration, the contractor has to attach a Digital Signature Certificate (DSC) to his / her unique user ID. The DSC used must be of appropriate class(Class II or Class III) issued from a registered Certifying Authority such as n-Code, Sify, TCS, and MTNL etc.
 - a. To log on to the portal the Contractor/Bidder is required to type his/her *username* and password. *The system will again ask to* select the DSC and confirm it with the password of DSC. For each login, a user's DSC will be validated against its date of validity and also against the Certificate Revocation List (CRL) of respective CAs stored in system database. The system checks the unique ID, password and DSC combination and authenticates the login process for use of portal.
 - b. The tender documents uploaded by the Tender Inviting Officer in the website www.tendersodisha.gov.in will appear in the section of "Upcoming Tender" before the due date of tender sale. Once the due date has arrived, the tender will move to "Active Tender" Section of the *homepage*. Only a small notification will be published in the newspaper specifying the work details along with *mention* of the specific website for details. The publication of the tender will be for specific period of time till the last date of submission of bids as mentioned in the 'Invitation for Bid' after which the same will be removed from the list of Active tenders. Any bidder can view or down load the bid documents from the web site.
 - c. Contractor exempted from payment of EMD will be able to participate in the tender directly by uploading documentary evidences towards his eligibility for such exemption.
 - d. If the *software* application has the provision of payment of cost of tender document through payment gateways of *authorized* bankers by directly debiting the account of the bidders, bidders will be required to avail on-line payment.
- 1.1. Furnishing scanned copy of such documents is mandatory along with the tender documents otherwise his/her bid shall be declared as non-responsive and thus liable for rejection.
- 1.2. In the case of any failure, malfunction, or breakdown of the electronic system used during the e-procurement process, the tender inviting officer shall not accept any responsibility for failures or breakdowns other than in those systems strictly within their own control.
- 1.3. Any third party/company/person under a service contract for operation of e-procurement system in the State or his/their subsidiaries or their parent companies shall be ineligible to participate in the procurement processes that are undertaken through the e-procurement system irrespective of who operates the system.
- 1.4. For submission of Bids through the E-Procurement Portal, the bidder shall up load the scanned copy/copies of document in prescribed format wherever warranted in support of eligibility criteria and qualification information. The online bidder shall have to produce the original documents in support of the scanned copies and statements uploaded in the portal before the specified date as per DTCN.
- 1.5. Each bidder shall submit only one bid for one package. A bid is said to be complete if accompanied by cost of bid document and appropriate bid security. The system shall consider only the last bid submitted through the E-Procurement portal.
- 1.6. The Officer inviting the bid / Engineer-in-Charge will clarify queries on the Contract Data on requisition by the intending Bidder. The bidder may ask question in the e-procurement portal using his DSC; provided the questions are raised before the date mentioned in the home page under critical dates.

- 1.7. The details of drawings and documents pertaining to the works available with the officer inviting the Bid in the office of the Executive Engineer as mentioned in the Contract Data will be open for inspection by the bidders. The bidder is required to download all the documents for preparation of his bid. It is not necessary for the part of the Bidder to upload other Bid documents (after signing) while uploading his bid. He is required to upload documents related to his eligibility criteria and qualification information and Bill of Quantities duly filled in. It is assumed that while participating in the bid, the bidder has referred all the drawings and documents. Seeking any revision of rates or backing out of the bid claiming for not having referred to any or all documents provided in the Bid by the Officer Inviting the Bid will be construed as a plea to disrupt the bidding process and in such cases the bid security shall be forfeited.
- 1.8. Any addendum issued shall be part of the bidding documents and shall be notified in the website www.tendersodisha.gov.in / notice board and through paper publication.
- 1.8.1. All the volumes/documents shall be provided in the portal by the Officer inviting the bid. The bidder shall carefully go through the document and prepare the required documents and upload the scanned documents in Portable Document Format to the portal in the designated locations of Technical Bid. He will fill up the rates of items or percentage in the BOQ downloaded for the work in designated Cell and uploads the same in designated locations of Financial Bid. Bidders are to submit only the original BoQ uploaded by publisher after entering the relevant fields without any alteration/deletion/modification. Multiple BoQ submission shall lead to cancellation of bid. In case of item rate tender, bidders shall fill in their rates other than Zero value in the specified cells. In the percentage rate tender, the bidder quoting Zero value is valid and will be taken as Schedule of Rates. Submission of document shall be effected by using DSC of appropriate class.
2. **BID SECURITY:** The Bidder shall furnish, as part of his Bid, a Bid security for the amount mentioned under NIT/Contract Data. The bidder shall scan all the written pages of the bid security and upload the same to the system in designated place. The online bidder shall deposit the original copy of the 'bid security' within the specified period mentioned in the DTCN (after receipt date of bid but before opening date & time of bid) with the "Officer inviting the Bid". The Officer inviting the bid shall not be responsible for any postal delay and/or non-receipt of the original copy of the bid security on or before specified date and time. Non-submission of bid security within the designated period shall debar the bidder from participating in the on-line bidding system and his portal registration shall be cancelled. His name shall also be informed to the registering authority for cancellation of his registration.
- 2.1 **If the Bidder fails to submit the original documents for verification within the stipulated date, his bid security shall be forfeited and his portal registration shall be cancelled and his name shall also be informed to the registering authority for cancellation of his registration.**
- 2.2. **The Bidders having facility of exemption of Bid Security should submit the original registration certificate along with the Bid Cost during the time of submission of financial instruments. In such cases, non-verification of original documents after opening of the Technical Bid will amount to lose one benefit of exemption during the financial year and the same will be entered in the original registration Certificate and his portal registration shall be cancelled. His name shall also be informed to the registering authority for cancellation of his registration.**
3. **FORMAT AND SIGNING OF BID:** The bidder can download the tender of his choice and save it in his system and undertake the necessary preparatory work off-line and upload the completed tender at his convenience within the final date and time of submission. The bidder shall only submit single copy of the required documents and Price Bid in the portal. In the Financial bid, the bidder cannot leave any figure blank. He has to only write the figures, the words will be self-generated. The Bidders are advised to upload the completed Bid document well ahead of the last date & time of receipt to avoid any last moment problem of power failures etc.
- 3.1. The Bidder shall go through the Bid carefully and list the documents those are asked for submission. He shall prepare all documents including cost of Bid Document, Bid Security, Declaration form, price bid etc. and store in the system.
- 3.2. The bidder shall log on to the portal with his DSC and move to the desired tender for uploading the documents in appropriate place one by one simultaneously checking the documents. Once the Bidder makes sure that all the documents have been uploaded in appropriate place, he clicks the submit button to submit the bid to the portal.
 - 3.2.1. The bids once submitted cannot be retrieved or corrected. Tender cannot be pre-opened and cannot be submitted after due date and time. Therefore, only after satisfying that all the documents have been uploaded, the Bidder should activate submit button.
 - 3.2.2. In the e-procurement process each process is time stamped. The system can identify each individual who has entered in to the portal for any bid and the time of entering in to the portal.
 - 3.2.3. The Bidder should ensure clarity of the document uploaded by him to the portal especially the scanned documents by taking out sample printing. Non-submission of legible documents may

render the bid non-responsive.

4. SECURITY OF BID SUBMISSION:

- 4.1. All bid data uploaded by the Bidder to the portal will be encrypted by the DSC of the opener(s). The system shall require all the mandatory forms and fields filled up by the contractor during the process of submission of the bid/tender.
- 4.2. The Bid shall be received in encrypted format by the system which can only be decrypted / opened by the authorized openers only on or after the due date and time.

5. DEADLINE FOR SUBMISSION OF THE BIDS :

- 5.1. The online bidding will remain active till the last date and time of the bid submission. Once the date and time (Server date and time) is over, the bidder will not be able to submit the bid. The date & time of bid submission shall remain unaltered even if the specified date for the submission of bids declared as a holiday for the Officer inviting the Bid.

6. LATE BIDS :

- 6.1. The system shall reject submission of any bid through portal after closure of the receipt time. For all purpose the server time displayed in the e-procurement portal shall be the time to be followed by the bidder and concerned officers.

7. MODIFICATION AND WITHDRAWAL OF BIDS :

- 7.1. In the E-Procurement Portal, it is allowed to modify the bid any number of times before the final date and time of submission. The bidder shall have to log on to the system and resubmit the documents as asked for by the system including the price bid. In doing so, the bids already submitted by the bidder will be removed automatically from the system and the latest bid only will be admitted. But the bidder should avoid modification of bid at the last moment to avoid system failure or malfunction of internet or traffic jam or power failure. If the bidder fails to submit his modified bids within the designated time of receipt, the bid already in the system shall be taken for evaluation.

7.2. In the E-Procurement Portal, withdrawal of bid is allowed. But in such case, he has to write a letter with appropriate reasons for his with drawl addressed to the Officer inviting the bid and up load the scanned document to portal in the respective bid before the closure date and time of receipt of the bid. The system shall not allow any withdrawal after expiry of the closure time of the bid.

8. OPENING OF THE BID:

- 8.1. Bid opening date is specified during tender creation or can be extended with corrigendum. This date is available in IFB, tender document as well as the home page of portal. Bid opening can be done by the authorized users which are defined during the tender publication / approval stage. The bids are encrypted using there public keys and can be decrypted only on or after the Bid Opening due date and time. The bid openers private key will be required to open the bids and all the openers have to log on to the portal during that time.

8.1.1. The bidders who participated in the online bidding can witness opening of the bid from any system logging on to the portal with the DSC away from opening place. Contractors are not required to be present during the bid opening at the opening location if they so desire.

8.1.2. Each activity is date and time stamped with **user** details. For time stamping, server time is taken as the reference.

- 8.2. In the event of the specified date of bid opening being declared a holiday for the Officer inviting the Bid/Engineer-in-Charge, the bids will be opened at the appointed time on the next working day.

- 8.3. In case bids are invited for more than one package, the order for opening of the “Bid” shall be that in which they appear in the “Invitation for Bid”.

- 8.4. During bid opening, the covers containing original financial instruments towards Cost of bid and Bid Security in the form specified in the DTCN, received after last date of receipt of bid and before opening of the bids shall be opened and declared. (in case of 2 cover system)

8.4.1. Combined bid security for more than one work is not acceptable.

- 8.5. The Bid openers; who have been pre-defined shall log on to the portal with their respective DSC. Unless all the Officers who have been declared as Opening officers, log on the portal with their DSC the Tender

cannot be opened.

- 8.5.1. The Opening Officers will systematically check the scanned demand draft towards cost of the bid document and the scanned document of Bid security with that of the original submitted. If found in order, they will continue opening of all other documents in the system provided under Technical Bid.
- 8.5.2. Subject to confirmation of the bid security by the issuing institutions, the bids accompanied with appropriate bid cost and valid bid security will be taken up for evaluation with respect to the qualification Information and other information furnished.
- 8.5.3. After receipt of confirmation of the bid security, the bidder may be asked in writing to clarify to the documents in the Technical Bid, if necessary, with respect to any doubts or illegible documents required for Technical Evaluation.
- 8.5.4. The bidders will respond in not more than 7 days of issue of the clarification letter, failing which the bid of the bidder will be evaluated on its own merit.
- 8.5.5. Immediately, on receipt of these clarifications, the Evaluating Officers; predefined in the system for the bid, will finalize the list of responsive bidders. They will log on to the site with their DSC and record their comments on the technical evaluation page in the system. The Officer Inviting the Bid if also the accepting authority, shall log on to the system with his digital signature and check the technical evaluation. He can either accept or pass on to the evaluating officers for re-evaluation. Upon acceptance of technical evaluation by the Accepting authority in the system, the system shall automatically generate letter to all the responsive bidders and the system shall forward the letter to all the responsive bidder that their technical bid has been evaluated responsive with respect to the data/information furnished by him and the letter shall also intimate him the date & time of opening of financial bid. The system shall also inform the non-responsive bidders in their e-mail ID that their bid has been found non-responsive.
- 8.6.** The Technical evaluation of all the bids will be taken up as per the information furnished by the Bidders. But evaluation of the bid does not exonerate the bidders from checking their original documents and if at a later date the bidder is found to have misled the evaluation through wrong information, action as per relevant clause of DTCN shall be taken against the bidder/contractor.
- 8.7.** After **technical** evaluation of the bidders and selection of the qualified bidders, the financial bids of the technically qualified bidders shall be opened on the due date of opening. Members of the bid opening committee log on to the system in sequence and open the financial bids for the technically qualified bidders. The opening of financial bid by the opening officer using their DSC shall decrypt the financial bids. (for 2 cover system bid)
 - 8.7.1. Opening of price bid and evaluation of lowest bidder is subject to satisfaction of other qualification information.
 - 8.7.2. The Financial Bid will be opened on the notified date & time in the presence of bidders or their authorised representative who wish to be present.
 - 8.7.3. At the time of opening of "Financial Bid", the names of the bidders whose technical bids were found responsive will be announced and the bids of only those bidders will be opened. The remaining bids will be rejected.
 - 8.7.4. The responsive bidders' name, the bid prices, the item wise rates the total amount of each item, any discounts and withdrawals, and such other details as the officer inviting the tender may consider appropriate, will be announced by him or his authorized representatives at the time of opening.
 - 8.7.5. Rebate/discount offer if any uploaded to the system shall be declared and recorded first.
 - 8.7.6. The Technical Bid in Cover – I and financial Bid in cover – 2 is prescribed only for the works estimated over 50.00 Lakhs. However only one cover mentioning price bid in percentage required for submission in case work estimated below Rs. 50.00 Lakhs.

OFFICE OF THE EXECUTIVE ENGINEER (AGRIL.), DHENKANAL DIVISION, DHENKANAL
DETAILED TENDER CALL NOTICE

(As the work is time bound and there is no chance of spillover of funds to next year, ordinarily no time extension shall be granted other than exceptional condition like natural calamities (Flood, cyclone etc.) and of serious nature. The bidders expecting time extension on ordinary grounds need not apply.)

Sealed **percentage rate** bids are invited on **ONLINE in single cover system** from 'C' & 'D' Class contractors registered with the State Governments as mentioned in the 'e' Procurement notice and contractors of equivalent Grade / class registered with Central Government / MES / Railways for execution of civil works on production of definite proof from the appropriate authority in prescribed form to be eventually drawn in P.W.D.

1. The Bid documents are available from official website of Government: <http://www.tendersodisha.gov.in> from **17.06.2026 at 10.00 A.M. To 24.06.2026 up to 5.30 P.M. The last date and time of submission of Bid is as per contract data.**
2. The Bid documents will be opened by the assigned officer in the office of the Executive Engineer (Agril.), Dhenkanal Division, Dhenkanal at **01.30PM & onwards on Dt.25.06.2026** in the presence of the bidders or their authorized representatives who wish to attend.
3. The cost of Bid documents in shape of demand draft issued from any nationalized scheduled bank may be prepared in the name of the **Executive Engineer (Agril.), Dhenkanal Division, Dhenkanal and payable at Dhenkanal** as mentioned in the **Contract Data** as mentioned in the 'e' Procurement notice towards cost of bid. The Bid cost shall be deposited in shape of Bank Draft prepared on or before the last date of receipt along with the Bid.
4. The bid is to be submitted in single covers.
 - (i) Cover-I is to contain scanned EMD, paper cost and bid document, scanned copy of registration certificate, PAN card, valid GST clearance certificate, undertaking/certificates duly filled, affidavit, work experience certificate and other documents required as per the relevant clauses of this DTCN.
 - (ii) Cover-II is to contain the price bid duly filled in and signed by the bidder.
In case of tender below rupees 50.00 Lakhs single cover be submitted.
5. The bid is to be submitted in Single covers.
 - (i) The tender documents contain scanned EMD paid online, Cost and GST of bid document, scanned copy of registration certificate, PAN card, valid GST clearance certificate, undertaking/certificates duly filled, affidavit and documents required as per the relevant clauses of this DTCN.
 - (ii) The bid must be accompanied by Bid security of the amount as mentioned in Contract Data will be submitted online along with tender. No adjustment of E.M.D. from one work, to another will be entertained. Bidders desirous to hire machineries or equipments from outside the state or owned but deployed outside the state are required to furnish additional one percent (1%) EMD / Bid Security.
6. The bidder has to submit the scanned copies of contractor registration certificate, GST clearance and PAN card and the same in hard copy (self-attested) at the time of submission of documents. The tender accepting authority **will verify** the original of all the scanned documents of the **successful lowest bidder only** within 7 days of opening of tender. In the eventuality of failure on the part of the lowest successful bidder to produce the original documents, he will be debarred in future from participating in tender for three years and will be black listed by the competent authority. In such a situation, successful L-2 bidder will be required to produce his original documents for consideration of his tender at the negotiated rate equal to L-1 bidder. **Furnishing scanned copy of such documents along with the Technical Bid is mandatory otherwise his/ her bid shall be declared as non-responsive and thus liable for rejection.**
7. The work is to be completed in all respects within the **time period** as specified in the **Contract Data**. Bidders whose bid is accepted must submit a work program at the time of execution of Agreement.
8. All **bids** received will remain **valid** for a period as specified in the **Contract Data** after the deadline date for submission of bids and validity of bids can also be extended if agreed to by the bidder and the Department.
9. An applicant or any of its constituent partners of whose contract for any work has been rescinded or who has abandoned any work in the last five years, prior to the date of the bid, shall be debarred from qualification. **The bidder is to furnish scanned copy an affidavit at the time of submission of bid about the authentication of bid documents. An affidavit (in original) to this effect is to be furnished in Schedule-E. Non furnishing of the scanned copy of information in Schedule -D and required affidavit in Schedule -E, the bid document will be summarily rejected.**
10. **The Civil Contractor in order to take part in the Composite tender (composite works are mentioned at col.2 of the table in page 3) should submit an agreement with eligible Registered Electrical Contractors having valid license and a copy of such agreement for the work should be attached with the Tender in original and this shall also form a part of the tender. If the Civil Contractor is having registration in P.H. and Electrical works under the same name and style, the question of joint venture does not arise. (Uploading of JV is mandatory for works in SI No. 2 otherwise the bid will be considered as rejected.)**

11. **No Relation certificate.** The bidder has to furnish the no relation certificate in schedule-A. The contractor shall furnish a certificate along with the tender to the effect that he is not related to any officer in the rank of an Assistant Engineer & above in the state Dept. or Assistant/Under Secretary & above in the Administration Department. If the fact subsequently proved to be false, the contract is liable to be rescinded. The earnest money & the total security will be forfeited & he shall be liable to make good the loss or damages resulting for such cancellations. **The proforma for no relationship certificate is contained in a separate sheet vide Schedule-A.**
12. **Each bidder is to submit along with bid a note regarding his experience on construction of similar Works.**
- a) Name of the work: -
 - b) Estimated Cost: -
 - c) Total Qty: -
 - d) **Major Item of works: -**
 - e) Quantity of items
 - i) As per Agreement: -
 - ii) As per execution: -
 - f) Date of Commencement: -
 - g) Stipulated date of Completion: -
 - h) Actual date of completion: -
 - i) Other details if any: -
- ii) **The prospective applicant in its name should furnish list of similar nature of work satisfactorily completed in last Three (3) Financial Year in Schedule-C1 and list of works in progress in Schedule-C2 duly counter signed by the Executive Engineer – in - Charge.**
13. If an individual makes the application, the individual should sign above his full type written name and current address.
14. If the application is made by proprietary firm, it shall be signed (with DSC) by the proprietor & furnish full type written name and the full name of his firm with its current address in a forwarding letter.
15. If the application is made by a firm in partnership, it shall be signed (with DSC) by a partner holding power of attorney for the firm in which case a certified copy of the power of attorney shall accompany the application. A certified copy of the partnership deed and current address of all partners of the firm shall also accompany the application.
16. If the application is made by a limited company or a corporation, it shall be signed (with DSC) by a duly authorized person holding power of attorney for signing the application in which case a certified copy of the power of attorney shall accompany the application. Such limited company or corporation will be required to furnish satisfactory evidence of its existence along with the technical bid.
17. The tender should be strictly in accordance with the provisions as mentioned in the tender schedule. Any change in the wordings will not be accepted.
18. No bidder will be permitted to furnish their bid in their own manuscript papers. All information should be submitted online in English.
19. Submission of more than one tender by a bidder for a particular work will liable for rejection of all such tender papers.
20. Percentage rate contract (vide Works Department letter no.8310 dt.17.05.2006)
- In case of Percentage Rate tender: -**
- (i) The contractor has to quote percentage excess or less over the estimated cost in the Price Bid appended to the tender document.
 - (ii) The Contractors participated in the tender for more than one work may offer conditional rebate. Rebate offer submitted in a separate letter duly scanned shall be opened, declared and recorded first. The rebate so offered shall be considered after opening of all packages called in the same Tender Notice. The Contractors who wish to tender for two or more works shall submit separate tender for each. Each tender shall have the **Bid Identification No., Name & Sl. No. of the work (as per IFB)** to which they refer.
 - (iii) The Contractor will quote percentage excess/less up to one decimal point only. If he writes the percentage excess/less up to two or more decimal points, the first decimal point shall only be considered without rounding off.
 - (iv) In the contract P-1 time is the essence. The contractor is required to maintain a certain rate of progress specified in the contract.
 - (v) The quantity mentioned can be increased or reduced to the extent of 10% for individual items subject to a maximum of 5% over the estimated cost. If it exceeds the limit stated above prior approval of competent authority is mandatory before making any payment.
 - (vi) The period of completion is fixed and cannot be altered except in case of exceptional circumstances with due approval of next higher authority.
 - (vii) Bills for percentage rate tenders shall be prepared at the estimated rates for individual items only and the percentage excess or less shall be added or subtracted from the gross amount of the bill
21. The bidder shall carefully study the tentative drawings and specifications applicable to the contract and all the documents which will form a part of the agreement to be entered in to by the accepted bidder and detailed specifications for Odisha and other relevant specifications and drawings. Complain at a future date that plans and specifications have not been seen by the bidders cannot be entertained.
22. The drawings if any furnished with the bid are tentative and subject to revision or modification as tendered during the execution as per actual necessity and detail test conducted. But the tendered rate quoted by the bidder will hold good in case of such modification of drawings during the time of execution and shall in no way invalidate the contract and no extra monetary compensation will be entertained. The work shall however be executed as per final approved drawing to be issued by the Engineer-in-Charge as and when required.
23. Every bidder is expected before quoting his rate to inspect the site of the proposed work. The bidder should also inspect the quarries and approach roads to quarries and satisfy himself/themselves about the quality and availability of materials. In every

- case the materials must comply with the relevant specifications. Complaints at future date that the availability of materials at quarries has been misjudged cannot be entertained.
24. The offer of bidder shall be inclusive of cost of construction and maintenance of island, ferry service, fair-weather road, service road, Foot Bridge, pylon base, winch stand and derrick stand etc. as required for the work.
25. It must be definitely understood that the Government does not accept any responsibility for the correctness and completeness of the trial borings shown in the Cross Section.
26. (i) **As per Office Memorandum No. 173 dt. 03.01.2026 of Works Department, Govt. of Odisha, Government has abolished the extant provisions of threshold negative bid caps (14.99%) introduced in Appendix-IX, Clause-36 of OPWD code Vol-II.**
- (ii) **Additional Performance Security**
Additional Performance Security shall be obtained from the successful L-1 bidder when the bid amount is less than the estimated cost put to tender. For amount of APS please refer Office Memorandum No. 173 dt. 03.01.2026 of Works Department, Govt. of Odisha - Annexure-I attached at the last page of this DTCN.
- In case of any discrepancy in printing or omissions of statutory specifications or any other part or portion of the approved document during download of the bid document, the decision of the officer inviting the bid will be binding on the bidder.
27. The tender containing extraneous conditions not covered by the tender notice are liable for rejection and quotations should be strictly in accordance with the tender call notice. Any change in the wording will not be accepted.
28. i) Schedule of quantities are accompanied in Cover-II (Price Bid). It shall be definitely understood that the Government does not accept any responsibility for the correctness or completeness of this schedule and that this schedule is liable for alternation or omissions, deductions or alternations set forth in the conditions of the Contract and such omissions, deductions, additions or alternations shall no way invalidate the contract and no extra monetary compensation, will be entertained. (not applicable for work within 50.0 Lakhs estimated cost)
- ii) The quantity mentioned can be increased or decreased to the extent of 10% for individual items subject to a maximum of 5% over the estimated cost. If it exceeds the limit stated above, prior approval of competent authority is mandatory before making any payment.
29. The authority reserves the right to reject any or all the tenders received without assigning any reasons there-of what so ever.
30. The bid security (earnest money) will be retained and dealt with as per the terms and conditions of the OPWD Code. All other amendments time to time OPWD code so revised will be taken into force.
31. That for the purpose of jurisdiction in the event of disputes if any of the contract would be deemed to have been entered in to within the State of Odisha and it is agreed that neither party to the contract will be competent to bring a suit in regard to the matter by this contract at any place outside the State of Odisha.
32. The contractor should be liable to fully indemnify the department for payment of compensation under workman Compensation Act. VIII of 1923 on any account of the workmen employed by the contractor and full amount of compensation paid will be recovered from the contractor.
33. Bidders are required to abide by the fair wages clause as introduced by Govt. of Odisha, Works Department Letter No.-VIII-R 8/5225 Dtd.26.02.55 and No.-IIM- 56/628842(5) Dtd.27.09.61 as amended from time to time.
34. In case of any complaint by the labour working about the nonpayment or less payment of his wages as per latest minimum Wages Act, the Executive Engineer will have the right to investigate and if the contractor is found to be in default, he may recover such amount due from the contractor and pay such amount to the labour directly under intimation to the local labour office of the Govt. The contractor shall not employ child labour. The decision of the Executive Engineer is final and binding on the contractor.
35. The contractor shall bear cost of various incidentals, sundries and contingencies necessitated by work in full within the following or similar category.
- Rent, royalties and other charges of materials, octroy duty, all other taxes including sales tax, ferry, tolls conveyance charge and other cost on account of land and building including temporary building and temporary electric connection to work site as well as construction of service road and diversion road and its maintenance till completion of work as required by the bidders for Collection of materials, storage, housing of staff or other purpose of the work. No bidder will however be liable to pay Govt. for temporary occupation of land owned by Govt. at the site of the work.
 - Labour camps or huts necessary to a suitable scale including conservancy and sanitary arrangements therein to the satisfaction of the local health authorities.
 - Suitable water supply including pipe water supply wherever available for the staff and labour as well as for the work.
 - Fees and duties levied by the municipal, canal or water supply authorities.
 - Suitable equipment and wearing apparatus for the labour engaged in risky operations.
 - Suitable fencing barriers, signals including paraffin and electric signal where necessary at works and approaches in order to protect the public and employees from accidents.
 - Compensation including the cost of any suit for injury to persons or property due to neglect of any major precaution also become payable due to operation of the workmen compensation act.
 - The contractor has to arrange adequate lighting arrangement for the work where ever necessary at his own cost.
36. After the work is finalized, all surplus materials should be removed from the site of work. Preliminary work such as vats, mixing platforms etc. should be dismantled and all materials removed from the site and premises left neat and clean, this should be inclusive of the rate.

37. No payment will be made for bench marks, level pillars profiles and benching and leveling the ground where required. The percentage rate to be quoted should be inclusive of carriage of all materials and incidental item of works.
38. It should be understood clearly that no claim what-so-ever will be entertained to extra items of works, extra quantity of any item besides agreement quantity unless written order is obtained from the Engineer-in-charge and rate settled before the extra items of work or extra quantity of any items of work is taken up.
39. The bidder shall have to abide by the C.P.W.D. safety code rules introduced by the Government of India, Ministry of work Housing and Supply in their standing order No-44150 dtd.25.11.57.
40. Bid documents consisting of plans, specifications, the schedule of quantities and the set of terms and conditions of contract and other necessary documents can be seen in the office issuing the documents during office hours every day except on Sundays and Public Holidays till last date of sale and receipt of bid documents. Interested bidders may obtain further information at the same address. But it must be clearly understood that the bids must be received in order and according to the instructions.
41. Bidders are required to go through each clause of Form **P-1** carefully in addition to the clause mentioned herein before tendering. In case of ambiguity, the clauses of Form **P-1** with latest amendments shall **supersede** the condition of **D.T.C.N.**
42. Steel shuttering & centering shall be used which shall be lined with suitable sheeting and made leak proof and water tight.
43. The Department will have the right to inspect the scaffolding, centering and shuttering made for the work and can reject partly or fully such structures if found defective in their opinion.
44. Concrete should be machine mixed unless otherwise ordered in writing by the Executive Engineer. The contractor should arrange his own concrete mixer, vibrator, and pumps etc. for this purpose at his own cost.
45. Cement shall be used by paper bags and weight of one bag of cement being taken as fifty (50) Kg.
46. The bidder should arrange the materials like Steel, Cement, paint and bitumen etc. of approved quality and specification at his own cost for completion of the work with the time schedule. No extension of time will be granted on the application of the bidder due to delay in procurement of materials.
47. The bidder will be responsible for the loss or damage of any departmental materials during transit and in the execution of the work due to reasons what – so-ever and the cost of such materials will be recovered from the bills at stock issue rates or market rates whichever is higher.
48. If the bidder removes Government materials supplied to him from the site of work with a view to dispose of the same dishonestly, he shall be in addition to any other liability civil or criminal arising out of his contract be liable to pay a penalty equivalent to five times of the price of the materials according to the stock issue rate or market rate whichever is higher. The penalty so imposed shall be recovered at any time from any sum that may then or at any time thereafter become due to the bidder or from his security deposit or from the proceeds of sale thereof.
49. The contractor should at his own cost arrange necessary tools and plants required for the efficient execution of work and the rates quoted should be inclusive of the running charges of each plant and cost of conveyance.
50. No extra payment will be made for the jungle clearance for taking earth from the borrow areas. Earth work from cutting shall be economically utilized in filling.
51. The stack of road metal and gravel will be measured in boxes of 1.5m × 1.5 M × 0.5M which will be taken as 1.5m × 1.5M × 0.44M = 1 cum. The soling stones will be measured in the suitable stacks with deduction for voids @ 1/6 of volume or more depending upon the looseness of stacking which would be determined on actual observation and deduction.
52. The depth of foundation indicated on the drawing are provisional but these may be altered, if necessary, in the light of the nature of strata indicated by boring which must be taken in advance of actual execution of the foundation.
53. Construction of coffer dam or island or the work of open excavation or dressing or labour for laying well curbs shall be included in the rate.
54.
 - a) It should be clearly understood that the joints of the bars are to be provided with lapping, welds or bolts nuts as will be directed by the Engineer-in-charge.
 - b) Concrete test specimens 150mm × 150mm × 150mm in size (whether plain or reinforced concrete) for the testing shall be taken for each structural member by a representative of the contractor in the presence of responsible officer of the rank not lower than that of an Assistant Engineer or sub-Divisional Officer. The contractor shall bear the cost so involved in testing. The test specimen in cube should be carried out in the Departmental Quality Control and Research Laboratory of Cuttack or Bhubaneswar. Test should be carried out in accordance with the stipulation in Bridges code section-III.
 - c) Test specimens shall be formed carefully in accordance with the standard method of taking test specimen and no plea shall be entertained later on the grounds that the casting of the test specimen was faulty and that the result of the specimen did not give a correct indication of the actual quality of concrete.
 - d) Plain concrete and reinforced concrete specimens will be tested in Government Test Houses at Alipore or Quality Control and Research Laboratory at Bhubaneswar. Cost of testing of all specimens and samples will be borne by the Contractor.
 - e) Cement or grout in coarse aggregate placed in position shall not be permitted.
55. Concrete of strength below of the required strength (as determined by actual tests) shall not be accepted.
56. No claim for carriage of water what-so-ever will be entertained.
57. **Amendment of existing Clauses :-** By admission of a tender for the work, a tenderer will be deemed to have satisfied himself by actual inspection of the site and locality of the work, about the quality and availability of the required quantity of material including the wheat/ rice referred to above, medical aid, labour and food stuff etc., and that rates quoted by him in the tender will be adequate to complete the work according to the specifications attached there to and that he had taken in to account all conditions and difficulties that may be encountered during its progress and to have quoted rates including labour and materials with taxes , octroy ,other duties, lead, lifts, loading and unloading, freight for all materials and all other charges necessary for the completion of the work, to the entire satisfaction of the Engineer-in –Charge of the work and his authorized subordinates. After acceptance of the contract rate Government will not pay any extra charges for any reason in case the contractor claims later on to have misjudged as regard availability of materials, labour and other factors.

58. The prevailing percentage of I. T. Department of the gross amount of the bill towards income tax will be deducted from the contractor's bill.
59. Prevailing rate of VAT on the gross amount of the bill will be deducted from the contractor's bill, where Agreement Value is one lakh and above.
60. The contractor is required to pay royalty to Govt. as fixed from time of time and produce such documents in support of their payment to the concerned Executive Engineer with their bills, falling which the amount towards royalties of different materials as utilized by them in the work will be recovered from their bills and deposited in the revenue of concerned department.
61. CESS @ 1 (one)% of the amount of the estimated cost as per Tender notification read with latest corrigendum if any will be proportionately deducted from the Contractor's bill at the time of making payment of each bill.
62. Under no circumstances interest is chargeable for the dues or additional dues if any payable for the work.
- 63. Under section 12 of contractor'slabour (Regulation and Abolition) Act. 1970 the contractor who undertakes execution of work through labour should produce valid license from licensing authorities of labour Department.**
64. **Sample of all material** –The contractor shall supply sample of all materials fully before procurement for the work for testing and acceptance as may be requiring by the concerned Executive Engineer.
65. Any defects, shrinkage or other faults which may be noticed within **12 (twelve) months** from the completion of the work arising out of defective or improper materials or workmanship timing are upon the direction of the Engineer-in-Charge to be amended and made good by the contractor at his own cost unless the Engineer for reasons to be recorded in writing shall be decided that they ought to be paid for and in case of default Department may recover from the contractor the cost of making good the works. The defect liability period for the work is **12 (twelve) calendar months** from the date of successful completion of the work.
66. From the commencement of the works to the completion of the same, they are to be under the contractors charge. The contractor is to be held responsible to make good all injuries, damages and repairs occasioned or rendered necessary to the same by fire or other causes and they hold the Govt. of Odisha harmless for any claims for injuries to person or structural damage to property happening from any neglect, default, want of proper care or misconduct on the part of the contractor or any one in his employment during the execution of the work. Also, no claim shall be entertained for loss due to earthquake, flood, cyclone, epidemic, riot or any other calamity whether natural or incidental damages so caused will have to be made good by the contractor at his own cost.
67. For diversion road the contractor will have to make his own arrangement to make the same in private land if necessary for which agreement of such land by the side of C.D. works and the rental charges for such private land shall be borne by the contractor including the proper maintenance with lighting arrangements during the night time and signaling during day time and barricading etc. till the C.D. works are opened to the traffic. No extra cost will be paid to the contractor for the above rental charges etc. His rate in the tender shall include this arrangement, rental charges for the land and maintenance, lighting and removal of such temporary road crust from the private land to bring the land to its original condition etc. complete.
68. The contractor has to arrange the land required for borrowing earth if necessary for the road work at his cost. No extra payment by the Department will be made on this account and no claim what-so-ever will be entertained on this ground. The rate quoted by the contractor should be inclusive of all such charges.
69. The details of foundation, sub-structure and floor protection for execution shall be done in accordance with the test results thus obtained.
70. The contractor shall have no claim what so ever for the extra quantity of work to be executed in view of above possible changes and payments is to be made as per Clause of theContract.
71. Over and above these conditions, the terms and conditions and rules and regulations and specifications as laid down in Odisha P.W.D. Code, Bridge code and MoSRT&HSpecifications with latest revision / amendment are also binding on the part of the contractor.
72. No part of the contract shall be sublet without written permission of the concerned Executive Engineer or transfer be made by power of Attorney authorizing others to receive payment on the contractor's behalf.
73. The contractor should attach the certificate in token of payment deposit with the registration authority as per recent circular of the Government relating to his registration.
74. Any damages caused by natural calamities should be done by the contractor at his own cost. The Department will not be any way responsible for the same and will not pay any cost towards the repair done by the contractor.
75. The rate quoted by the contractor shall cover the latest approved rates of labours, materials, P.O.L. and Royalties. Arrangement of borrow areas; land, approach road to the bridge site etc. are the responsibility of the contractor.
76. The concrete items wherever dewatering is imperatively necessary the term dewatering shall mean the execution or operation of the items due to standing water as well as due to percolation of water. The quoted rate will be inclusive of this.
77. The materials, borrow areas and hutments at site should be arranged by the contractor at his own cost. No future complaint on this account shall be entertained.
78. i) Besides, the firm / contractor shall install full-fledged field laboratory at work site for conducting required tests as per IRC/MoSRT&H/ISI requirements at his own cost for providing sufficient opportunity for checking from time to time.
a. An Engineering personnel of the executing agency should be present at work site at the time of visit of high-level inspecting officers in the rank of Chief Engineer and above.
79. Even qualified criteria are met, the bidders can be disqualified for the following reasons, if enquired by the Department
- (a) Making a false statement or declaration.
 - (b) Past record of poor performance.
 - (c) Past record of abandoning the work half way/ recession of contract.
 - (d) Past record of in-ordinate delay in completion of the work.
 - (e) Past history of litigation.

80. The information furnished must be sufficient to show that the applicant is capable in all respects to successfully complete the envisaged work.
83. **In case the 1st lowest tenderer or even the next lowest tenderers withdraw in series one by one, thereby facilitating a particular tender for award, then they shall be penalized with adequate disincentives with forfeiture of EMD unless adequate justification for such back out is furnished. Appropriate action for black listing the tenderers shall also be taken apart from dis-incentivizing the tenderer.**
84. ADDENDUM TO THE CONDITION OF P1 CONTRACT
Clause-2 (a) of P-1 Contract: -TIME CONTROL (Vide Works Department Office Memorandum No.24716 dt.24.12.2005 and No.8310 dt.17.05.2006):-
- 2.1. Progress of work and Re-scheduling programme.**
- 2.1.1. The Executive Engineer / Engineer-in-Charge shall issue the letter of acceptance to the successful contractor. The issue of the letter of acceptance shall be treated as closure of the Bid process and commencement of the contract.
- 2.1.2. Within 15 days of issue of the letter of acceptance, the contractor shall submit to the Engineer-in-Charge for approval a programme showing the general methods, arrangements, and timing for all the activities in the Works along with monthly cash flow forecast.
- 2.1.3. To ensure good progress during the execution of the work the contractors shall be bound in all cases in which the time allowed for any work exceeds one month to complete, $\frac{1}{4}$ th of the whole time allowed under the contract has elapsed, $\frac{1}{2}$ of the whole of the work before $\frac{1}{2}$ of the whole time allowed under the contract has elapsed, $\frac{3}{4}$ th of the whole of the work before $\frac{3}{4}$ th of the whole time allowed under the contract has elapsed.
- 2.1.4. If at any time it should appear to the Engineer-in-Charge that the actual progress of the work does not conform to the programme to which consent has been given the Contractor shall produce, at the request of the Engineer-in-Charge, a revised programme showing the modifications to such programme necessary to ensure completion of the works within the time for completion. If the contractor does not submit an updated Programme within this period, the Engineer-in-Charge may withhold the amount of 1% of the contract value from the next payment certificate and continue to withhold this amount until the next payment after the date on which the overdue Programme has been submitted.
- 2.1.5. An update of the Programme shall be a programme showing the actual progress achieved on each activity and the effect of the progress achieved on the timing of the remaining work including any changes to the sequence of the activities.
- 2.1.6. The Engineer-in-Charge's approval of the Programme shall not alter the Contractor's obligations. The Contractor may revise the Programme and submit it to the Engineer-in-Charge again at any time. A revised Programme is to show the effect of Variations and Compensation Events.
- 2.2. Extension of the Completion Date**
- 2.2.1. The time allowed for execution of the works as specified in the Contract data shall be the essence of the Contract. The execution of the works shall commence from the 15th day or such time period as mentioned in letter of Award after the date on which the Engineer-in-Charge issues written orders to commence the work or from the date of handing over of the site whichever is later. If the Contractor commits default in commencing the execution of the work as aforesaid, Government shall without prejudice to any other right or remedy available in law, be at liberty to forfeit the earnest money & performance guarantee / Security deposit absolutely.
- 2.2.2. As soon as possible after the Contract is concluded the Contractor shall submit the Time & Progress Chart for each milestone and get it approved by the Department. The Chart shall be prepared in direct relation to the time stated in the Contract documents for completion of items of the works. It shall indicate the forecast of the dates of commencement and completion of various trades of sections of the work and may be amended as necessary by agreement between the Engineer-in-Charge and the Contractor within the limitations of time imposed in the contract documents, and further to ensure good progress during the execution of the work, the contractor shall in all cases in which the time allowed for any work, exceeds one month (save for special jobs for which a separate programme has been agreed upon) complete the work as per milestone given in contract data.
- 2.2.3. In case of delay occurred due to any of the reasons mentioned below, the Contractor shall immediately give notice thereof in writing to the Engineer-in-Charge but shall nevertheless use constantly his best endeavors to prevent or make good the delay and shall do all that may be reasonably required to the satisfaction of the Engineer-in-Charge to proceed with the works.
- i) Force majeure, or
 - ii) Abnormally bad weather, or
 - iii) Serious loss or damage by fire, or
 - iv) Civil commotion, local commotion of workmen, strike or lockout affecting any of the trades employed on the work, or.
 - v) Delay on the part of other contractors or tradesmen engaged by Engineer-in-Charge in executing work not forming part of the Contract.
 - vi) In case a Variation is issued which makes it impossible for Completion to be achieved by the Intended Completion Date without the Contractor taking steps to accelerate the remaining work and which would cause the Contractor to incur additional cost, or
 - vii) Any other cause, which, in the absolute discretion of the authority mentioned, in Contract data is beyond the Contractors control.
- 2.2.4. Request for reschedule and extension of time, to be eligible for consideration, shall be made by the Contractor in writing within fourteen days of the happening of the event causing delay. The Contractor may also, if practicable, indicate in such a request the period for which extension is desired.
- 2.2.5. In any such case a fair and reasonable extension of time for completion of work may be given. Such extension shall be communicated to the Contractor by the Engineer-in-Charge in writing, within 1 months of the date of receipt of such request. Non-application by the contractor for extension of time shall not be a bar for giving a fair and reasonable extension by the Engineer-in-Charge and this shall be binding on the contractor.

2.3. Compensation for Delay.

- 2.3.1. If the contractor fails to maintain the required progress in terms of clause of **Contract** or to complete the work and clear the site on or before the contract or extended date of completion, he shall, without prejudice to any other right or remedy available under the law to the Government on account of such breach, pay as agreed compensation the amount calculated at the rates stipulated below as the Executive Engineer (whose decision in writing shall be final and binding) may decide on the amount of tendered value of the work for every completed day / month (as applicable) that the progress remains below that specified in Clause of **Contract** or that the work remains incomplete.

This will also apply to items or group of items for which a separate period of completion has been specified. Compensation @ 1.5% per month for delay of work, delay to be completed on per Day basis.

Provided always that the total amount of compensation for delay to be paid under this condition shall not exceed 10% of the Tendered Value of work.

The amount of compensation may be adjusted or set-off against any sum payable to the Contractor under this or any other contract with the Government. In case, the contractor does not achieve a particular milestone mentioned in contract data, (which is in this case the original work programme furnished by the Contractor and approved by the Engineer-in-Charge which formed a part of agreement) or the rescheduled milestone(s) in terms of Clause of **Contract**, the amount shown against that milestone shall be withheld, to be adjusted against the compensation levied at the final grant of extension of time. Withholding of this amount on failure to achieve a milestone, shall be automatic without any notice to the contractor. However, if the contractor catches up with the progress of work on the subsequent milestone(s), the withheld amount shall be released. In case the contractor fails to make up for the delay in subsequent milestone(s), amount mentioned against each milestone missed subsequently also shall be withheld. However, no interest whatsoever shall be payable on such withheld amount.

2.4. Management Meetings.

- 2.4.1. Either the Engineer or the Contractor may require the other to attend a management meeting. The business of a management meeting shall be to review the plans for remaining work and to deal with matters raised in accordance with the early warning procedure.

85. A Contractor may be black listed as per amendment made to Appendix XXXIV to OPWD Code Vol.-II on rules for black listing of Contractors vide letter no.3365 dt.01.03.2007 of Works Department, Odisha.

As per said amendment a Contractor may be blacklisted

- a. Misbehavior/threatening of Departmental & supervisory officers during execution of work/tendering process.
- b. Involvement in any sort of tender fixing.
- c. Constant non-achievement of milestones on insufficient and imaginary grounds and non-adherence to quality specifications despite being pointed out.
- d. Persistent and intentional violation of important conditions of contract.
- e. Security consideration of the State i.e., any action that jeopardizes the security of the State.
- f. Submission of false/ fabricated / forged documents for consideration of a tender.

86. **ELIGIBILITY CRITERIA:** - To be eligible for qualification, applicants shall furnish the followings.

- (a) To be eligible for qualification, applicants shall furnish the followings. Non-furnishing of the following particulars shall be treated as ineligible.

1. Copy of valid Registration Certificate
2. Copy of PAN Card
3. Copy of G.S.T. Registration Certificate
4. **Schedule-A** regarding No Relation Certificate
5. **Schedule-B** regarding EXISTING COMMITMENTS AND ON-GOING WORKS
6. **Schedule-C: Work Experience of 60 % of Similar nature of Work**
7. **Schedule-E** regarding litigation debarring / expelling of the applicant or abandonment of work by applicant in prescribed schedule.
8. **Schedule-F** affidavit to this effect along with authentication of tender document in prescribed schedule. The name of the work(s) with Tender Call Notice No. should be mentioned in the affidavit for which the tenderer is participating.
9. Affidavit regarding non-awarding of more than two nos. of works in the current financial year for Engineering Contractor for availing price benefit.
10. All the above documents uploaded should be clearly visible.
11. The original documents, when asked for, has to be produced before the tender inviting authority for verification during office hours.
12. The bidder should have valid electrical/PH license in his name or should have Registered Joint Venture Agreement/MOU with an electrical contractor having valid LT/HT/MV ELECTRICAL LICENSE issued by the ELBO FOR THE Composite Tender WORKS.(AS PER SCHEDULE-J)
15. **The bidder will not be awarded for more than 2(Two) no. of works, published vide e-procurement notice no: E.E. (AGRIL.), DHENKANAL DIVISION-01/2026-27**
16. **If the bidder is defaulted in any of his previous works under this division subject to discretion of EE(Agril), Dhenkanal, beyond the specified time period, need not apply.**

N.B. The bidder who meets the above minimum eligible criteria shall be qualified.

Total: -86 (Eighty Six) clauses only.

Sd/- Er. Pradyuta Kumar Patnaik
Executive Engineer (Agril.)
Dhenkanal Division, Dhenkanal

Tenderer(s) is/are required to submit the information in the following Schedules without any alteration of the format provided.

SCHEDULE - A

CERTIFICATE OF NO RELATIONSHIP

I/We hereby certify that I/We* am/are* related / not related (*) to any officer in the rank of a Assistant Engineer & above in the State PWD or Assistant / Under Secretary & above in the works Deptt. I/We* am/are* aware that, if the facts subsequently proved to be false, my/our* contract will be rescinded with forfeiture of E.M.D and security deposit and I/We* shall be liable to make good the loss or damage resulting from such cancellation.

(*) - Strike out which is not applicable

Signature of the Tenderer
Date:-

SCHEDULE - B

EXISTING COMMITMENTS AND ON-GOING WORKS:

Description of works	Place & State	Contract No.	Name & Address of Employer	Value of Contract (In lakh)	Stipulated Period of Completion	Value of works* remaining to be completed (In lakh)	Anticipated date of completion
1	2	3	4	5	6	7	8

* The above information is to be certified by the Engineer in Charge / Employer not below the rank of Executive Engineer **or equivalent**. In case of there is no existing commitment and ongoing works, the bidder shall declare as nil in schedule B.

Signature of the Tenderer
Date.....

SCHEDULE-'C'1

WORKING EXPERIENCE

C-1LIST OF SIMILAR NATURE OF PROJECTS EXECUTED

Name of Employer	Name of location and name of work	Contract price in Indian Rupees	Items of works	Date of starting the work as per Agreement	Stipulated date of completion of the work as per Agreement	Actual date of completion of the work	Reasons for delay in starting/ completion, if any
1	2	3	4	5	6	7	8

Signature with seal

SCHEDULE-'C'2

WORKING EXPERIENCE

C- 2. LIST OF SIMILAR NATURE OF PROJECTS IN PROGRESS*

Name of Employer	Name of location and name of work	Contract price in Indian Rupees	Items of works	Date of starting the work as per Agreement	Stipulated date of completion of the work as per Agreement	Revised target date of completion of the work, if any	Reasons for slow progress, if any, with the updated billing amount
1	2	3	4	5	6	7	8

*Separate sheet to be furnished for ongoing works under any Agriculture Engineering Circle of Dhenkanal Division.

Signature with seal

SCHEDULE-“D”

**INFORMATION REGARDING CURRENT LITIGATION, DEBARRING EXPELLING OF
TENDERED OR ABANDONMENT OF WORK BY THE TENDERER**

- | | | | |
|----|----|--|----------|
| 1. | a) | Is the tenderer currently involved in any litigation relating to the works. | Yes / No |
| | b) | If yes: give details: | |
| 2. | a) | Has the tenderer or any of its constituent partners been debarred/expelled by any agency in India during the last 5 years. | Yes / No |
| 3. | a) | Has the tenderer or any of its Constituent partners failed to perform on any contract work in India during the last 5 years. | Yes / No |
| | b) | If yes, give details: | |

Note:

If any information in this schedule is found to be incorrect or concealed, qualification application will be summarily be rejected.

Signature of the tenderer

SCHEDULE -E

AFFIDAVIT

1. The undersigned do hereby certify that all the statements made in the required attachments are true and correct.
2. The undersigned also hereby certifies that neither **our firm M/s _____ nor any of its constituent partners / I** have abandoned any road/ bridge/Irrigation /Buildings or other project work in India nor any contract awarded to us / me for such works have been rescinded during the last five years prior to the date of this bid.
3. The undersigned hereby authorized and request (s) any bank, person, firm or Corporation to furnish pertinent information as deemed necessary and as requested by the Department to verify this statement or regarding my (our) competency and general reputation.
4. The undersigned understands and agrees that further qualifying information may be requested and agree to furnish any such information at the request of the Department.

(Signed of the tenderer)

Name:-

Firm Name:-

Date:

SCHEDULE – F

**JOINT VENTURE AGREEMENT/MEMORANDUM OF UNDERSTANDING:
(FOR EXECUTION OF ELECTRICAL PORTION OF WORKS)**

First Party I Sri/Smt....., Aged Years, S/O-
At / P.O. / Dist-..... (hereinafter called the First Part)

AND

Second Party I Sri/Smt....., Aged Years, S/O- At /
P.O. / Dist-..... (hereinafter called the Second Part) having H.T. / L.T./ MV license registration
No..... valid up to issued by the ELBO ,ODISHA.

AND WHEREAS the First Party of 1st part is the managing partner of

AND WHEREAS the First Party willing to appoint the Second Party to execute the E.I. portion for the
tender work, “.....”

AND WHEREAS the Second Party accepted the offer of First Party.

NOW THIS DEED OF AGREEMENT WITNESSES AS FOLLOWS;-

- 1) That, the Second Party shall do all E.I. works, if the tender is awarded to First Party.
- 2) That, the Second Party shall fulfill all the E.I. works as per the tender schedule by instruction of
Divisional Head.
- 3) That, the First Party shall receive payment, signing the bill the document for the concerned work.
- 4) That, the Second Party shall abide the rules, regulations and specification of E.I. works of above said
matter.

In witness where of both the party have signed in presence of

WITNESS

W1 –

W2 -

REGDNO:...../DATED-

(Regd. No. of Notary
with seal & Signature)

NB: (Only Registered Joint Venture, can participate in the Bidding)

BIDDERS CONTACT INFORMATION

Name of the Bidder :

Address :

Telephone No. :

Mobile No. :

E_mail Id :

Signature of the tenderer

SECTION-II

GENERAL INFORMATION & TECHNICAL SPECIFICATION OF Works:

As SPECIAL CONDITIONS: (PART OF THE CONTRACT):

All materials before they are being used in the items of works as per this Schedule of quantities and also the finished items of work where tests are applicable shall have to be tested through the Engineer-in-charge of the respective wing at appropriate laboratories according to the

relevant I.S. specifications of the materials and the said items of works and the cost of all such tests shall have to be borne by the Contractor and the rates of the items of works should be inclusive of cost of such tests.

All reinforced cement work should conform to Orissa Detailed specification and should be of proportion as per Contract Agreement having desired compressive strength (in work test) in 15 Cm cubes at 28days, after mixing and test conducted in accordance with IS 456 and IS 516.

All fittings for doors and windows P.H. & Electrical works as supplied by the Contractor should be of best quality and conform to relevant I.S. specification and should be got approved by the Engineer-in-charge of the respective wing before they are used on the work

The contractor should arrange the materials like Steel, Cement, paint and bitumen etc. of approved quality and specification at his own cost for completion of the work with the time schedule. The coarse and fine aggregate shall meet the grade requirement as per the latest provision of relevant. I.S. Code / I.R.C. code / MoRT&H specifications.

All items of work as per schedule of quantities of this tender should conform to Orissa Detailed Standard Specification. I.R.C. & I.S.I. Codes & Bridge code section I,II, III,IV &VII & latest design criteria for pre-stressed concrete bridge specially for Roads & Bridges issued by MoRT&H., Government of India.

Centering & Shuttering shall be with suitable steel shutters in side of which shall be lined with suitable sheeting and made leak proof and watertight. All joints in formwork shall be properly sealed preferably with P.V.C. joints sealing tapes & compounds.

PART-I: TECHNICAL SPECIFICATION OF CIVIL PORTION OF WORK:

TECHNICAL SPECIFICATION OF CIVIL PORTION OF WORK

(To vary as per the scope of the Work)

Materials of following specification are to be used in work. The Tenderers are expected to possess and be well conversant with the following IS standard and code of practice.

1.	Cement	Will be as per I.S. 269/255 (However the grade of cement to be selected by the Engineer-in-Charge of work and compressive cube test before commencement of work in each batch).
2.	Steel	I.S. 432 (Plain) and 1786 (Tor)
3.	Vibrator	I.S. 7246
4.	Aggregate	I.S. 383, I.S. 515
5.	Water for mixing and curing	Shall be clean, free from injurious amount of oil, salt, acid, vegetable materials and other substances and harmful to concrete in conformity to I.S. 456 and I.S. 2025.
6.	Sand/ Fine Aggregate	I.S. 2116, 383
7.	Binding wire	I.S. 280 (galvanised minimum 1 mm)
8.	Rain water pipe	I.S. 2527
9.	Construction joints	I.S. 3414
10.	Steel Window Frame	I.S. 1038/83
11.	Steel Door Frame	I.S. 4351/75
12.	Fitting & Fixtures for joinery works	Conforming to I.S. 7452/82 strictly conform to I.S. specification and as per direction of Engineer-in-Charge.

Note : For road work (Approach Road) specification as per road and bridges (latest edition) published by I.R.C & M.O.S.T. shall be followed. In case of any doubt and absence of provision, regarding specification I.S. shall be referred (Indian standard).

ITEM OF WORK

1. Concrete shall be with conformity to I.S.456.
2. Foundation shall be with conformity to I.S.1080.
3. Stone masonry (R.R.) shall be with conformity to I.S.1597 (Part-I)
4. C.R. Masonry shall be with conformity to I.S.1597.
5. Brick masonry shall be with conformity to I.S.2212.
6. Cement plastering shall be with conformity to I.S.9103 & 6925.
7. Mortar shall be with conformity to I.S.2250
8. White and colour washing shall be with conformity to I.S.6278.
9. CC in foundation shall be with conformity to I.S.2571.
10. Anti-Termite Treatment shall be with conformity to I.S.6813. (Part – I & Part – II)
11. Painting to all surfaces shall be with conformity to I.S.2395 (Part – I & Part – II)
12. DPC shall be with conformity to I.S.3067
13. Tarfelt treatment shall be with conformity to I.S.1346
14. Mosaic flooring with conformity to I.S.2114
15. Steel painting shall be with conformity to I.S.1477 (Part – I & Part – II) I.S.1661

Materials of following specification are to be used in work. The contractor is expected to possess and be well conversant with the following IS standard and code of practice. IN CASE OF NON AVAILABILITY OF MATERIAL OF THE SPECIFIED BRAND, ALTERNATIVE MATERIALS CAN BE UTILISED WITH DUE APPROVAL OF THE TENDER ACCEPTING AUTHORITY

CEMENT : KONARK/ACC/ULTRATECH-53grade(IS-1489/1991andIS12269/1987)
STEEL/REINFORCEMENT : SAIL/RINL/TISCON/JINDAL/SHYAM-(Fe-500D-I.S-1786/2008)
VITRIFIED TILES : JOHNSON/KAJARIA/SOMANY
CERAMIC TILES : SOMANY/KAJARIA/ JOHNSON
CEMENT CONCRETE TILES : ULTRA/EUROCON or EQUIVALENT
CEMENT CHECQUERED TILES : GICCO or EQUIVALENT
WATER PROOFINGCOMPOUND : FOSROC / SIKA/PIDILITE
INSIDE EMULSION PAINTS : ASIAN-APCOLITE ULTIMA/ BERGER-EASY CLEAN/
DULUX -SOLITAIRE-A1000
OUTSIDE WEATHER COAT PAINT : ASIAN-APPEX / BERGER-ANTIDUSTT/ DULUX-
WEATHER SHIELD E1000
ENAMAIL PAINT (HIGLOSS) : ASIAN/BERGER/DULUX
ANTITERMITE : BAYER/DURSBAN/ TAFABAN
WATERPROOFINGCEMENT PAINT: ASIAN/BERGER/SURFA COAT
CEMENT PRIMER(OUTSIDE WALL) : ASIAN/BERGER/DULUX
PRIMER FOR INSIDE WALL : ASIAN (DECO)/BERGER/DULUX (SEALER A700)
M.S.SECTION : JINDAL, TISCON,SAIL
EPOXY GROUT(FOR TILE) : SIKA, MYK
ANCHOR BOLT : FISCHER, HILTI
(FIXING OFCHOUKATH & WINDOW)
GLASS : MODIFLOAT/ASAHI/SAINTGOBAIN
PUTTY : BIRLA/JK/DALMIA MAGIC
ALUMINIUM SECTIONS : JINDAL/INDAL/OEL/HINDALCO/ALUM
ADHESSIVE : FEVICOL/ARALDITE/ROYAL BOND
FLUSH DOOR : GREENPLY/MAYUR/CENTURY/

BLOCK BOARD & PLYWOOD : GREENPLY/MAYUR/CENTURY/
 LAMINATES : GREENPLY/MAYUR/CENTURY/
 LOCKS : GODREJ/DORSET/HAFELLE
 HARDWARES : DORMA/HAFELLE/SUJU/DORSET
 CEMENT CONCRETE PIPES : INDIAN HUME PIPE/MM METAL & CO
 DOOR CLOSER : DORMA/HAFELLE/HARDWYN/GODREJ
 FRP DOOR : RAJASHREE/KRISHNA/DARWAJA
 ALUMINIUM WINDOW : DOMAL/REKLAD
 STEEL SECTION : TATA/JINDAL/SAIL(GR-304)
 PAVER BLOCK : TUFFSTONE/EARTH PAVER
 Aggregate : I.S. 383, I.S. 515
 Water for mixing and curing : shall be clean, free from injurious amount of oil, salt, acid, vegetable materials and other substances and harmful to concrete in conformity to I.S. 456 and I.S. 2025.
 Sand/ Fine Aggregate : I.S. 2116, 383
 Binding wire : I.S. 280 (galvanised minimum 1 mm)
 Rain water pipe : I.S. 2527
 Construction joints : I.S. 3414
 Steel Window Frame : I.S. 1038/83
 Steel Door Frame : I.S. 4351/75
 Fitting & Fixtures for joinery works: Conforming to I.S. 7452/82 strictly conform to I.S. specification and as per direction of Engineer-in-Charge.

IS (Indian standard) Specification to be followed for the-ITEM OF WORKS:

1. Concrete shall be with conformity to I.S.456.
2. Foundation shall be with conformity to I.S.1080.
3. Stone masonry (R.R.) shall be with conformity to I.S.1597 (Part-I)
4. C.R. Masonry shall be with conformity to I.S.1597.
5. Brick masonry shall be with conformity to I.S.2212.
6. Cement plastering shall be with conformity to I.S.9103 & 6925.
7. Mortar shall be with conformity to I.S.2250
8. White and colour washing shall be with conformity to I.S.6278.
9. CC in foundation shall be with conformity to I.S.2571.
10. Anti-Termite Treatment shall be with conformity to I.S.6813. (Part – I & Part – II)
11. Painting to all surfaces shall be with conformity to I.S.2395 (Part – I & Part – II)
12. DPC shall be with conformity to I.S.3067
13. Steel painting shall be with conformity to I.S.1477 (Part – I & Part – II) I.S.166

PART-II :P.H. Items of Work):

The quantities of items mentioned in bill of quantities may increase or decrease during execution of works but the contractor will complete the work as per his Bid rates in accordance with the instruction of Engineer –in- charge.

1. Specification: The standard PHD and PWD specification will be followed for execution of work. During the course of execution of work, the instructions of the Engineer- in- charge shall be the final and binding.
2. It is the responsibility of the Contractor to arrange watch and ward to the installation until testing commissioning and handing over for which no extra payment towards watch and ward will be paid.
3. All materials required for the work shall be supplied by the contractor as per standard /I.S. Specifications or of best quality appended with due approval by the Engineering in change .

TECHNICAL SPECIFICATIONS OF P.H. ITEMS OF WORK

Specifications of pipes & PH fittings

Sl. No. Item Specification

1. GI Pipes :TATA / Jindal /BST
- 2 (a)CPVC pipes : (a)ASTRAL/ASHIRBAD/SUPREME
- (b)UPVC pipes : (b)SUPREME/ORIPLAST/PRINCE/ASTRAL
- 3 PVC Pipes :ORIPLAST/NEEL PLAST/SUPREME
- 4 Bib Cock & CP fittings :Jaquar//CERA /Hindware/Parryware /PLAZA
- 5 Vitreous Sanitary ware :Hind ware/CERA /Parry ware / Jaquar
- 6 DI Pipes :TATA/ELECTROSTEEL/JINDAL
- 7 Stainless Steel Kitchen sink :Nirali / Jaquar / Ajanta
- 8 SWR pipes :Prince / Supreme/Oriplast/ Astral
- 9 Overhead Water Tank :SYNTEX/SUPREME
- 10 Gun metal Full way valve: Leader / Santh / Amber with IS specification
- 11 G I Pipe fittings: KS BRAND/JINDAL/KIRTI/CR BRAND
- 12 Mirror :MODIGUARD/SAINTGOBAIN/ASAHI
- 13 FERRULES :LEADER/HIMSON/SANTA
- 14 Gate Valve/Check Valve: LEADER/KIRTI/ANUPAMA
- 15 Brass Fittings :Jacquar/Plaza/Hindware/Cera
- 16 NahaniTrap :SILK/SUSHILA
- 17 PUMPS :KIRLOSKER/LUBI
- 18 Ball Cocks: KINGSTON/ARK/LUSTER

TECHNICAL SPECIFICATION FOR SANITARY & PLUMBING WORKS:

(A) Sanitary ware & allied fittings

1. General:

All Sanitary fixtures and their allied fittings should be of first quality. These should be approved by the Engineer-in-charge of the Division before use.

2. Squatting Pan, W.C Pan-European Commode type:

The water closet shall be of vitreous China of specified size and pattern, with an Internalflushing rim. It shall have the flushing inlet at the back. The water closet should be of approved quality confirming to I.S.S.-2656 .The Water Closet shall be fitted on floor in a workmanship like manner. The closet shall be fixed on a proper cement concrete baseof 1:3:6 proportions, taking care that the cushion is uniform and even without closet to receive the specified thickness of the floor finishing. The joint between the Closet and the 'P' trap shall be leak proof.

3. Flushing Cistern

The flushing of the commode shall be done by low-level PVC flushing cistern of approved brand and quality, I.S.I. marked and capacity as specified.

The connection between the cistern and water closet shall be made by 32mm dia PVC flush pipe, as specified in the Price Bid. The capacity of the cistern should be 10Lts.for low-level cisterns. The 32mm dia Flush Pipe shall be connected to the Water Closet by means of approved type joint. The inlet connection to the Cistern shall be made with 600 mm to 450 mm long 15 mm dia PVC Heavy type connection pipe.

4. Wash Hand Basin

The Wash Hand Basin shall be of the White Vitreous China of approved quality, make& brand, I.S.I. marked. It shall be one-piece construction with an integral combined overflow. The fixtures of the basin shall be as specified. Each basin shall be provided with one 15mm dia C.P. Brass Pillar Tap, 32mm dia C.P. Waste, C.P. Chain and Rubber Plug, Unions, Joints, complete in all respects of approved quality. Te Basin shall be supported on a pair of M.S. or C.I. Cantilever brackets (built in type) embedded and fixed in wall with cement concrete, 1:2:4. These brackets shall be painted to the required shade with two coats of approved synthetic enamel paint over a coat of priming. The waste of the Basin shall discharge in a floor trap or Channel through bottle traps as specified. One 32mm dia C.P. Bottle Trap is to be fixed to the Waste of the Basin & the outlet of the bottle trap is to be connected to the waste pipe to discharge the waste to the Pipe, to discharge the waste to the aforesaid floor trap. The inlet connection to the Basin shall be made with 450mm long 15 mm dia Heavy type P.V.C.connection pipe.

5. Kitchen Sink:

Unless otherwise mentioned, the Kitchen Sink and drain board (if used) shall be of Stainless Steel of approved quality, make and brand, confirming to I.S.I. It shall be of one piece construction with

integral combined overflow. The size of the sink and Drain Board shall be as specified. Each Sink shall be provided with one 15 mm dia C.P. Bib Cock, long body, 40 mm C.P. Waste with overflow C.P. China & Rubber Plug, unions etc., complete in all respects as specified and of approved quality. The sink shall be supported on a pair of M.S. or C.I. Cantilever Brackets (Built in type) embedded or fixed in position in the wall by Cement Concrete 1:2:4. The brackets shall be painted to required shade with two coats of approved synthetic enamel paint over a coat of priming. The waste should discharge into a floor Trap or Channel. The waste pipe should be 40 mm dia P.V.C. Pipe jointed to the waste of the Sink with a Brass union nut.

6. Standing Urinals

The Urinals shall be flat pattern lipped front basin of required dimension of White Vitreous China and one piece construction with internal flushing box rim of an approved make and brand as specified. It shall be fixed in the position by using wooden plug embedded in the wall with screws of proper size. Each Urinal shall be connected to a 40 mm dia PVC Waste Pipe, which shall discharge into a channel of floor trap. The lip of Urinals shall be kept at 525 mm from floor level, while fixing the Urinal on wall.

(B) Soil and Waste pipes and fittings

1. H.C.I. Pipe Fittings

The cast iron Soil, Waste and design pipes (spigot & socket joints) shall be of make and brand as specified (under specification of materials), confirming to I.S.s. 3989-1970 and ISI marked with approved clamps are to be used. The pipes and fittings shall be free from cracks, laps, pinholes, and other imperfection and carefully cited.

The access door fittings shall be designed and made so as to avoid dead space in which filth may accumulate and door shall be provide with 3mm thick rubber insertion packing when closed and bolted.

WEIGHT OF HCI PIPES

2. Dia of Pipe in mm Thickness in mm Length of Pipe& width piece

50 mm 5mm 16.00 kg. 15.00 kg;75 mm 5 mm 13.83 kg. 16.52 kg;

100 mm 8 mm 24.00 kg. 22.00 kg;150 mm 8 mm 26.70 kg. 31.82 kg

3. Requirement of Gasket and cement for jointing H.C.I. Pipes (Each Joint)

Dia of pipe in mm Gasket in Kg. Cement Kg(same for lead & cement joint)

100 0.13 kg 0.12 kg;50 0.06 kg 0.06 kg

1. The inside of the pipes and fittings shall be well coated with special tar or bitumen solution of approved quality. Where the pipe and fittings are laid below the ground, the outer surface of the pipes and fittings shall also to be painted with two coats of black anticorrosive paint of approved quality. On completion of the work, the exposed pipes and fittings are to be painted with two coats of synthetic enamel paint of approved colour and quality over a coat of red oxide primer. The cost of paint should include in the rates.

2. Soil pipes for ventilation is to be connected to the sewer at its floor and without a trap and be carried to such a height, at least above roof level, to prevent damage to health by commission of foul air. The pipe shall terminate as open and protected by a cowl.

3. The waste water pipe shall be connected with the nearest yard gully.

4. The traps should be of hard cast iron and should have a water seal at least 50mm deep.

5. All the soil and waste pipes and fittings, after laid and fixed shall be smoke tested, to the entire satisfaction of the Engineer-in-charge. The Cost of testing is to be included in the offer. For smoke-test the materials usually burat greases cotton waste, which gives out a clear pungent smoke, which is easily detected by sight and smell. Smoke shall be pumped to the drains from the lower end from a smoke machine, which consists of lower, and burner.

(C) Water Supply Pipes and Fittings:

1. Materials

All galvanized Iron Pipes are to be mild steel continuous welded, screwed tubes, medium quality confirming to I.S.S. and bearing ISI Marks manufactured by reputed Firms and approved brands as specified. The pipes shall confirm to LS. 1239 (Part-I)-1975.

All G.I. Fittings shall be of 'IS' marked.

2. Laying of Pipes

The layout of the mains and service pipe set etc. will be done in accordance with the drawings.

The contractor is to mark out the exact position of the pipes and fittings at site and take approval of the Engineer-in-charge, before taking up the work.

Where the pipes are laid, underground these must not be laid less than 450mm below ground level and coated with one coat of approved black bituminous paint. For laying the G.I. pipes and fittings below ground level, the width and the depth of the trenches for different dimensions for the pipes shall be given as below:

Dia of Pipe	Width of Trench	Depth of Trench
15 mm to 50 mm	300 mm	600 mm
65 mm to 100mm	450 mm	750 mm

The pipes shall be laid on a layer of 75 mm thick sand and filled up with sand upto 75mm above pipes and the remaining portion of the trench shall then be filled up with proper ramming as described in "Excavation and refilling". The surplus earth shall be disposed of as directed. Thrust or anchor blocks of cement concrete 1:2:4 in hard granite chips shall be constructed on all bends or branches to transmit the hydraulic pressure without impairing the ground and spreading it over a sufficient area. Pipes shall not be laid to pass through manholes, catch pit, drain, where, it is unavoidable the pipes shall be carried in sleeve pipe of M.S. G.I. as approved by the Engineer-in-charge.

3. Where Pipes run along walls, the same are to be fixed to the wall with holder bat clamps mshookes as below.

in mm 15 20 25 32 40 50

Horizontal line 2m 2.50m 2.50m 2.50m 3m 3m

Vertical line 2.5m 3m 3m 3m 3.5m 3.5m

Where the pipes are passing through the R.C.C./Masonry wall / Column / beam or pillars, these must pass through the appropriate higher sizes of C.I./G.I./Sleeve Pipes.

In case the pipes are embedded in walls and floors it should be painted with one coat of anticorrosive paint of approved quality.

All pipes should be fixed horizontal and vertical. For taking the pipes through the walls and floors & roof slabs etc. the holes shall be made by filling with chisels or jumper and not by dismantling the brickwork or concrete. After fixing, the holes shall be made good with cement concrete 1:2:4 and properly finished with cement plaster 1:4 to match the adjacent surface.

Union Nuts are to be provided in each of the vertical riser or drop on and from G.I. Tank and near the Valve and as and where necessary. The long screw fittings may be provided for 3 mtrs long horizontal lines and inside the lavatory / Kitchen etc.

4. After laying and jointing the pipes and fittings shall be inspected under working condition of pressure and flow. Any joint found leaking pipes should be removed and replaced without extra cost. The pipes and fittings after they are laid shall be tested to hydraulic pressure of 6 Kg/Cm².

The test pressure should maintain without loss of for at least half an hour.

5. Painting

On completion of the test, the exposed pipes and fittings are to be painted with two coats of synthetic enamel paint of approved colour and brand over a coat of priming.

6. Measurement

The length shall be measured in running meter. Correct to centimetre for the finished work, which shall included the pipes and fittings such as Bends, Tees, Elbows, etc., but excludes brass or Gun-metal fixture like tap, Cooks, Valves, PVC connection pipes etc.

7. Ball Valve

The ball valve shall be high or low pressure class as stipulated in the Price Bid and shall confirm to I.S. 1703-1968. The nominal size of ball valve shall be that corresponding to the size of Pipe for which it is used. The Ball valve shall be of brass or gun-metal and the float for low pressure polyethylene and for high pressure in copper. Each and every ball valve while in closed position shall withstand and internally applied hydraulic pressure of 20 kg Kg/Cm² for a minimum period of two minutes without leakage or sweating. Every high pressure ball valve when assemble in working condition, with the float immersed to not more than half its volume shall remain closed against a test, pressure of 10.5 Kg/Cm² and a low pressure ball valve against a test pressure of 5.3 Kg/Cm². Polyethylene floats shall be watertight and non-absorbent and shall not contaminate water and adhesive jointing parts.

The minimum thickness of the copper sheet used for making copper floats shall be of 0.45 mm. The thickness of materials of the float shall be uniform throughout.

8. Non-return Valve (Check Valves)

The non-return valve shall be Brass or Gunmetal and shall be of horizontal or vertical flow type and of the size as specified and confirm to I.S. 7810-1959 and I.S. 778-1957.

The approximate weights of the valves are given below.

Dia in mm Horizontal type (in Kg) Vertical type (in Kg)

15 0.30 0.25,20 0.55 0.25,25 0.90 0.75,32 1.25 0.90,40 1.70 1.20,50 2.90 1.45,65 5.25 ,.15

80 7.70 4.10,100 125

9. Bibcock & Stopcock

These shall confirm to I.S. 781-1967 and bear ISI Mark. The bibcock is a draw off tap with a horizontal inlet and free outlet and stopcock is a valve with a suitable means of connection for insertion in a pipeline for controlling or stopping the flow. This shall be of screw down type. The cock shall open in anti-clockwise direction. The stopcocks should be of C.P. open type/concealed type / angle valves type as specified in the Bid. Bibcock should be also C.P. Brass bibcock.

10. Full way Valve (Brass)

Full way valve is a valve with suitable means of connection for insertion in a pipeline for controlling or stepping the flow. The valve shall be of brass fitted with a cast-iron wheel and shall be of gate valve type confirming to I.S., 780-1960, opening Full way and of the size as specified with ISI mark.

Dia in mm Screwed End Valve in Kg

15 0.567,20 0.680,25 1.077,32 1.559,40 2.268,50 3.232, 65 6.840,80 6.845,100 125.

11. Gun Metal Full way Valve

This shall be of the Gun-Metal fitted with wheel and shall be of Gate-Valve type opening full way. This shall confirm to I.S. 778-1971. Class I. The valves should bear ISI Mark.

TECHNICAL SPECIFICATION FOR R.C.C. HUME PIPE ETC.

1. R.C.C. Hume Pipes (Materials):The RCC pipes & fitting should be of NP2. The length of pipes is 2000 mm exclusive of the internal depth of socket.

2. Excavation of Trench for laying Sewer Pipes:

The trenches for pipes shall be excavated to the lines & level as directed. The bed of the trench shall have to be evenly dressed throughout from one change of grade to the next. The gradient is to stout by means of sight rails and boning rods and required depth be excavated at any point. The depth of the trench shall not less than one metre, measured from top of the pipe or required to the surface of the ground under roads and not less than 0.75 mm elsewhere. The width of the trench shall be the nominal diameter of the pipe plus 350mm. The bed of the trench if in soft or made uphearth shall be well watered and rammed before laying the pipes and the depressions if any shall be property filled with sand and consolidated in 200mm layers. Depending on soil condition, poling may even be necessary if so desired by the Engineer In-charge. If rock is met with, it shall be removed 150 mm below the level of the pipe and the trench will be refilled with sand and consolidated. The excavated materials shall not be placed within one Mtr. or half of the depth of the trench whichever is greater from the edge of the trench. The trench shall be kept free from water. Shoring and shuttering shall be provided wherever required Excavation below water label shall be done after dewatering the trenches.

3. Laying and jointing of the pipes and fittings.

RCC Pipes shall be laid in straight lines and to the even gradients as shown in the layout drawings. The socket of the pipes shall face stream. Adequate care shall be exercised in setting out and determining the level of the pipes and the contractor shall provide suitable instruction, templates, sight rails, boning rods and other equipments necessary for the purpose. In the case of with joints to be made with loose collars, the collars shall be slipped on before the next pipe is laid. In those joints, a tight ring of twisted tarred jute soaked in cement mortar filling to ensure proper alignment and prevent cement entering the pipes. Cement sand joints are to be finished with proportion 1:1 with 450bevelling. The joints are to be kept wet with wet bag until the same are properly set with. The cement mortar joints shall be cured at least for 7(Seven) days.

The whole of the drain work shall be tested when laid and at the completion of the contract, to the satisfaction of the Engineer-in-charge and shall be re-tested if necessary until found satisfactory. The test shall be made by means of water under pressure at the highest point of the section under test and providing an air pipe at the lower and of the line. Maximum head of 5(five) feet (1.5m) must be maintained.

4. Excavation and refilling.

Excavation for drain and pipe trenches shall be straight and to correct depth and gradient. The trench bottom shall be of required width as per specification to allow working space for pipe jointing. Excavation materials shall be dumped away from the site as directed by Engineer-in-charge. Suitable precautions are to be taken to prevent in flow of water in to the excavation area, during construction. The contractor at his own expense shall pump out or otherwise remove any or all water which during the continuance of contract may be found in the excavated trenches to keep the trench clear of water during the work under progress. The pipe line shall not be refilled and covered, until the line therein has been passed and tested.

5. Buried Services.

All pipes, cable mains and other services exposed by the excavations shall be effectively supported by timbering or other means for which no extra payment will be allowed. The contractor shall be responsible for any damage occurring to buried services and make good the same at his own cost to the satisfaction of the Engineer in-charge.

6. Trench condition.:Where a trench is excavated and refilled after laying the pipe, settlement of the earth in the refilled trench take place. The filling above the top of pipe, settles relatively, more than the sides of the trench, thereby developing frictional resistance. The contractor is required to take special precaution against this, while refilling the trenches. Procedure for backfilling as stipulated earlier should be strictly followed.

7. Inspection Chambers/Manholes.

At every change of alignment, gradient or diameter of a drain there shall be a manhole or Inspection Chamber. The maximum distance between manhole chambers shall be 10 meters for the line laid straight or as directed by Engineer-in-charge.

All manhole and inspection chamber shall be constructed with the internal dimension as shown in drawing and Tender Schedule. The depth of invert shall be fixed to the gradient.

8. Gully Trap Chamber.

The size of chamber for 100mm HCI yard gully shall be of 300mm x300mm (Inside) as per drawing. Foundation with 100mm thick cement concrete 1, 3, 6 with hard granite metal of size 40mm from outer surface of wall and Brick work in cement mortar 1:4,125 rnm thick , depth up to 600mm maximum. The finishing of masonry wall both inside and outside should be done in cement mortar 1:4 cement punning should be provided on the inner surface the trap should be buried in cement concrete 1:2:4 in H.G chips up to the mouth and one hinged C.I. Grating of size 300mm x 300mm are to be fixed on the top of mouth of Gully trap to arrest rubbishes shall be provided. The foundation, should project 75mm for outer.

SAFETY MEASURES

1. The contractor should barricade all openings near his work place properly.
2. The contractor should use sand materials for staging shuttering work. It should be strong enough to take the load. If staging shuttering work are to be executed on filled up area, due care should be taken to see that the filled up earth/sand are properly rammed.
3. The contractor should provide temporally hand rails to all staircases for use by the workers and supervising officers.
4. The temporary staircases made during centering should be strong enough for movement of workers with materials.
5. During de-shuttering operation, suitable step should be taken so that the centering materials will not fall.
6. All external and internal scaffolding works for plastering, painting etc. are to be done properly. Safety belts should be used by the workers while working.
7. Any other safety measures that may be required during construction should also be taken in addition to the above.
8. The contractor should have one First Aid Box at the site to provide first aid to the workers.
9. Suitable care should be taken for any fire during execution of the work either from direct fire or from electric fire.
10. Suitable lighting arrangements should be during execution of the work.
11. The rod and other materials should be properly kept so that they do not interfere in execution of the work
12. The contractor shall not keep any labour inside the incomplete building during the construction.

13. Temporary electric lines should be properly drawn and all labour should be instructed to be very careful while using the same.

14. Safety helmets should be used by the workers and supervisors during execution of the work.

Part-III: TECHNICAL SPECIFICATION OF ELECTRICAL INSTALLATION WORK:

I. TECHNICAL

1. General Requirements:

The installation shall generally be carried out in conformity with the requirements of Indian Electricity Act, 1910 as amended up to date and the Indian Electricity rules, 1956 framed hereunder, the relevant regulations of the electricity supply authority concerned, and also with the specifications laid down in the Indian Standard ISS 732-1963, code of practice (Revised) for Electrical Wiring Installation (system voltage not exceeding 650 volts) and I.S.S. 2309-1969, code of practice for protection of Buildings and allied Structure against lightning.

2. Materials

All material, fittings, appliances, used in the electrical installation, shall conform to the Indian Standard Specification wherever these exist. A list of approved materials is attached afterwards. Materials not included in the list shall be got approved by Architect / Engineer-in-charge, prior to actual use.

3. Installation of Panel Boards and cable connection

All cables shall be connected to a terminal only by soldered/ crimped lugs / cables sockets / bottle sockets unless the terminals are of such a form that they can be securely clamped without cutting away of cable stands. Where two or more B.D.B is feeding low voltage circuits are fed from different phase of a medium voltage supply, these B.D.B.'s shall be at least two meters apart. All three phase power distribution board shall be properly earthed with two numbers, No. 0 S.W.G., and G.I. wire and provided with suitable Danger Board. All B.D.B.'s shall be properly earthed with one no of No. 6 S.W.G., G.I. Wire.

4. Switches: All switches for lights, fan and plug point shall be modular/flush types switch and socket in various points and electronic regulator type unless otherwise specified.

5. Cables and conductors

All cable should conform to relevant Indian Standard Specification conductor of all cables shall be either copper or aluminium as specified in the Price Bid.

All wires and cables shall be PVC insulated and unsheathed unless specified otherwise.

6. Conductor of flexible cables shall be of copper. The minimum size of core acceptable is 1.00 mm² (15/0.3mm). The maximum weight to which the following twin flexible cords may be subjected to, are as follows :Twin 15/0.3: 1.5 Kg

7. Installation of Main Switch Board, B.D.B.'s Main, sub-mains, Distribution wiring to Individual Points. The exact position of all main switch board, B.D.B.'s and all runs of mains and submains, and distribution wiring to individual point including the exact position of all light fitting and switch board shall be first marked on the buildings and shall be approved by the Engineer-in-charge before actual commencement of work. The distribution board shall generally be installed at a height of 2.13 Mtrs. (7 feet) from the finished floor level.

8. Installation of switch board

These shall be installed at a height of 1.3 mtrs (4'3") above the finished floor level.

9. Installation of ceiling Fans:

Unless otherwise specified all ceiling fans shall be hung not less than 2.75 mtrs (9'-0") above floor the suspension rod and clamp shall be painted with approved paint without involving extra cost

10. Installation of Fluorescent light fittings/T5 type fittings Where these are suspended from ceiling by two down rods each fixing to the ceiling shall be capable of sustaining at least 1.1 kg of dead weight.

The down rods and accessories shall be painted with approved paint without involving extra cost. Unless otherwise specified these should be suspended at a height of not less than 2.60mtrs. (8'-6") above the finished floor level.

11. Installation of Exhaust Fan

Exhaust Fan shall be fitted by means of rag bolts embedded in the wall. The required holes in the wall shall be made and finished nearly with cement plaster and brought to the original finish of the wall.

12. Installation of Socket Outlet

No socket outlet shall be provided in the bath room at a height less than 1.3 mtrs (4'-3") from finished floor level. No switches shall be provided in the bath room. Socket outlet at other locations than bathroom shall be either 30 cm (2'-0") or 130 cm (4'-3") from finished floor level.

13. Making good of damages to wall surfaces

Any damages to wall surface viz. plastering, colour washing, distempering, cement painting etc. shall be made good to the original finish by the contractor at no extra cost.

14. Looping-in-system

Distribution wiring in conduit to light, fan, plug point etc. shall be done in looping in system. In this system no joints or connections shall be made anywhere of the system except at terminating points such as the terminals of switches, ceiling roses etc. and in case of socket outlets at the socket terminals. All the Neutrals shall be joined in the junction box only with the help of neutral connector of 63 Amps. rating.

15. Earthing continuity wires

Insulated earth copper wire shall run inside the conduit throughout the installation and the earth terminals of the socket outlets, light fittings etc. shall be properly earthed.

16. Testing of Installation

Before and completed installation or an addition to an existing installation is put into service, the following tests shall be carried out by the electrical contractor in presence of the Engineer-in-charge

a) Polarity of Switches :It must be ensured by test that all single pole switches have been fitted on the live side of the circuits they control.

b) Insulation test.

i) By applying a 500 volt megger between earth and the whole system of conductors or any section thereof with all fuses in place and all switches closed, all lamp in position or both poles of installation otherwise electrically connected together. The result shall not be less than 50 divided by the number of points on the circuit and need not be more than 11 megaohm.

ii) Between all conductors connected to one phase and all conductors connected to the neutral or to the other phase conductors of the supply after removing all metallic connections between the two poles of the installation and switching on all switches, the insulation resistance shall be as in (I) above. c) The earth continuity conductor including metal conduits and metal sheathes of cables in all cases shall be tested for electrical continuity. Electrical resistance of the above along with the earthing lead but excluding any resistance of earth leakage circuit breaker, measured from the connection with earth electrode to any point in the earth continuity conductor in the completed installation shall

not exceed one ohm. d) Earth resistance test To ensure effectiveness of installation Earth, the value of earth resistance shall be within 4 ohm for installation capacity up to 5 Kw and 1 ohm for installation of higher capacity.

17. To complete work will be taken over only if the results obtained in above tests are within the limits mentioned above, and in accordance with I.E. Rules. On completion of the installation work, a certificate shall be furnished by the contractor, countersigned by the certified supervisor under whose direct supervisions of installation was carried out.

This certificate shall be in a prescribed form as required by the local Electric Supply Authority.

18. Special Specifications

a) All switches, fittings etc. should be produced before Engineer-in-charge and got approved before fixing and must be I.S.I mark and properly earthed.

b) Before any portion of conduit work for wiring is taken over in hand, a neat proper layout should be made out by the contractor and got approved from the Engineer-in-charge, for this purpose contractor is advised to get acquainted with the layout drawing.

c) While laying the conduits for concealed wiring in the ceiling or in the beams and columns and before casting the contractor must ensure that all the inlets and both ends of the conduits are plugged by means of dead end sockets so that any foreign matter cannot enter the conduit and choke them.

d) Damage to any fitting during erection and before handing over the installation by the contractor shall be set right or replace by the contractor at his own cost.

e) Caution Board of proper size wherever required shall be provided as per I.E. rules for which no extra payment will be admissible.

f) Any repairs to wall etc. should match with the surrounding surface otherwise same will be got done through other agency at the cost of the contractor.

g) Earthing shall be done in the presence of the Engineer-in-charge or his authorized representative. i) The installation should not be carried without earthing.

19. Making of Chase / Groove in wall for laying conduit pipe

The chase/groove in the wall shall be neatly made and be of sample dimensions to permit the conduit to be fixed in the manner desired, size of chase/groove for 25mm bore conduit is to be 40mm x 40mm plaster cover at top shall be at least 3/8".

20. Fixing of conduit in Chase/Groove:

For recessed conduit wiring system the conduit shall be placed in the ceiling/ columns etc. before the casting of the slab or column. The conduit pipes shall be properly position and fixed so that it will not be displaced at the time of concreting. The junction boxes provided shall be so arranged that its cover will be flushed with the finished surface of the ceiling or column. For placing the conduits in the walls, chases of ample dimension shall be made neatly to fix the conduit in a desired manner. The conduit pipe shall be fixed by means of staple or saddles not more than 600 mm apart. Fixing of standard bends or elbows shall be avoided and all curves maintained by bending the conduit itself with a long radius will permit easy drawing of the conductors. Suitable inspection boxes shall be provided to permit periodical inspection and removal or replacement of wires if necessary. There shall be mounted flush with the wall with holes in the cover of the box.

The switch or regulator box shall be made of metal on all sides except on the front where backlight sheet or Perspex cover painted to match the colours of the wall shall be used in case of surface wiring system. For recessed wiring system, these boxes shall be made flush with the conduit of each conduit or section shall be completed before conductors are drawn in. The entire system of conduit after installation shall be tested for mechanical strength and electrical continuity throughout the earthing of the entire installation shall be carried out in accordance with I.E. Rules and standards.

The number of wires drawn in the conduits shall not exceed the numbers those specified in Indian standard specification No. 732.

21. Inspection boxes / Switch boxes:

Suitable inspection boxes shall be provided when necessary to perform periodical inspection and to facilitate removal of wires. These shall be mounted flush with the wall/ceiling. For longer runs of conduit involving more than one bend, one inspection box/draw-in-box shall be used after one bend.

All ceiling outlets shall be terminated in a round C.I. circular box to suit standard size ceiling rose and/or rectangular M.S. junction box as the case may be. Use of junction boxes shall be made wherever possible to avoid looping inside switch board. All switch board / junction board shall be of concealed Galvanized steel sheet of make CPL / PRECISION / ELLORA of size 75mm x 75mm or 75mm x 126.6 mm or of any other size to suit the plate and shall be minimum 50 mm deep.

22. All outlets such as angle batten holder, ceiling rose etc. shall be flush mounting type with cast iron or M.S. boxes with a cover of 3 mm thick Bakelite of white colour of HYLAM/FORMIC make and shall be 3 1/2" in diameter. The ceiling rose or the angle batten holder shall be mounted on the Bakelite cover. All the switch boxes, junction boxes, circular boxes etc. shall be efficiently earthed by means of running earth wire running inside the conduit.

23. CABLE INSTALLATIONS

All P.V.C. insulated and armoured cables to be used shall conform to I.S. 1554 Part-I/ 1964 (as amended up-to date) and should be of 650/1100 Volt grade. Old and used cables must not be used for installation. Only one make of cable shall be used. All cables brought to the site must be tested and got approved by the Engineer-in-charge, before these can be laid. The cables shall be dispatched to the site on wooden drums with ends sealed. Exact length shall be determined by the contractor after measurement at site.

a) Laying of Cable:(i) Direct in the ground

Trenches shall be 2'-6" deep (minimum) from ground level and trenching work shall include all pumping and boiling out water. These trenches shall be wide enough to accommodate & the cables that are being laid in the same trench with spacing in between as per specification given below. When more than one multicore cable is to be laid in the same trench, a minimum horizontal inter axial spacing between cable shall not be less than 10". After excavation of the trench of the proper size, the bottom of the trench shall be dressed and levelled and filled with a 3" layer of fine sand.

The cable shall then be laid with bricks on both sides of cable continuously. After having the space within the bricks, filled and packed up to a level of 3" above the top of cable with fine sand, the top layer of bricks shall be placed side by side in continuous series as protective cover. Total no. of bricks required being 16 per meter run. The remainder of the trench shall be filled with riddled soil, well rammed and watered to a level of 3" above surrounding ground level; the ground level surface of the whole trench shall be restored properly after completion of cable laying.

(ii) Inside the building on walls: Cables shall be laid on walls/ceiling/structure, unless specified otherwise, with M.S. Brackets and suitable clamps or over claw type aluminium cleat fixed on M.S. brackets spaced not more than 1'-6" apart. Bolts of suitable sizes to be grouted on the wall properly for fixing the brackets.

(iii) Minimum bending radius permissible is 120 cm, for PVC armoured cables. At joints and terminals the individual core of multicore cable should never be bent so that radius is less than 12 times the diameter over the insulation. b) Cable Joints

All cable joints shall be carried out by experienced and licensed jointers under strict supervision. Electroplated brass cable glands. Copper cable socket and approved jointing materials must be used. The price for cable jointing and finishing the ends of the cables shall include all materials and shall also provide for tools and plants for work. The cable armouring is to be properly terminated. All cable accessories and other associated materials shall conform to Indian Standard Specification wherever applicable.

(b) Testing of cab: Before the completed installation is put into service or handed over to Employer, the installation is to be tested with a 1000 volt Insulation Tester to the satisfaction of the Engineer-in-charge. The completed work will be taken over only if the results are acceptable to the Engineer-in-charge.

24. Earthing Installation: The installation shall generally conform to I.S. 3043/1966 (Indian Standard code of practice for Earthing as amended up to date)

(a) Earthing Electrode: The earthing electrode shall be galvanised pipe of class B Medium quality of 40 mm diameter bore and not less than 3.0 mtrs (10'-0") long. The pipe shall have 12 mm diameter holes at 15 cm centre to centre up to a height of 2.5 meters from the bottom end and one nos of 12 mm diameter hole at the top for making connection of the earth continuity wire of G.I. of No. 6 S.W.G.

(b) Earth pit for installation of Earth Electrode: The earth pit shall be at least 3.0 meters or 10 feet and 0.6 mtrs x 0.6 mtrs (2'-0" x 2'-0") in size. The earth electrode shall be placed in middle of the earth pit and the earth pit shall be filled with an alternative layer of 105 mm charcoal and 50 mm salt up to a depth of 465 mm and the rest shall be filled with charcoal to a further depth of 2035 mm and the balance shall be filled with riddled earth duly rammed and watered up to the original ground level.

(c) Earth continuity wire: Earth continuity wire of No. 6 S.W.G of G.I. shall be properly secured to the top of the earth electrode with the help of G.I. nuts and bolts and shall run up to the G.I. earth bus or shall connected to the Main Switch panel board as the case may be.

(d) Location of Earth Electrode: Electrodes shall be buried at least 2.00 mtrs (6'-6") away for the building or subject which is to be earthed. However earthing Electrodes where installed in parallel shall not be placed less than 2.0 mtrs (6'-6") apart and preferably placed at distance greater than twice their lengths. Electrodes shall not be located in entrances, pavement and roadways.

(e) Earth Bus-bar: The Bus bar shall be galvanised M.S. flat and shall be of size 40mm x 5mm, heavily galvanised and having adequate number of drilled and taped holes 30 cm apart, complete with G.I. bolts, nut washers for securely connecting the earth lead and earth continuity conductors. The bus bar shall be fixed on wall having clearance of 3" from wall with spacing insulator with at least two numbers of 13 mm G.I. rag bolts spaced about 0.5 meters apart.

(f) In case of installations where the load does not exceed 5 K.W. the resistance to the earth shall on no account exceed 5 ohms where the load exceed 5 K.W. the resistance shall not exceed 1 ohm. For substation the value is 1 ohm.

25. Specification for polythene pipe for conduct:

Only 25 mm outer diameter polythene pipe /PVC casing and capping with double lock pipe confirming to I.s. No. 6946/7 is to be used. Wires for more than one point may be drawn in the same pipe subject to due clearances inside the pipe.

26. LC. Installation / Earthing Lightning & Surge Protection Systems:

SPECIFICATION:

The Installation shall conform to I.S. 2309/1969 as amended up to date.

(a) CONSTRUCTION OF L.C. SYSTEM: It shall be well galvanized No. 4 SWG G.I. Wire (Galvanizing conforming to B.S. 728/1961) unless specified otherwise. The conductor shall be well annealed and flexible.

(b) AIR TERMINAL: Five pronged air terminals, constructed of four pieces of No.4 SWG G.I. Wire each 10" long, bound and soldered to the down conductor 9" from the top and bend slightly outward, and stiffened with a 5'-0" (1.5 mts) long, 15 mm class B, medium quality galvanised steel tube having a screwed galvanised M.S. flange 3" dia at bottom and for grouting in, shall be used unless otherwise specified. Minimum number of air terminals is two.

(c) CONDUCTOR ON PARAPET: The conductor shall be coursed along the ridges, parapet edges of the flat roof, over flat roof where necessary in such a way as to joint each air terminal to the rest. The conductors shall be fixed securely with galvanised iron staples 40 mm (3/2") long and spaced not more than 4'-0" (1.3 mts) apart.

(d) VERTICAL DOWN CONDUCTOR: These conductors, direct from the termination, shall be connected to the parapet conductor or air terminals and shall be coursed through shortest possible route without abrupt turns or kinks. While passing through corners, these shall pass through G.I. pipe (Class B) having adequate bore. These conductors shall be fixed securely with galvanised iron staples 40 mm (3/2") long and spaced not more than 3'-0" (1.00 mtrs) apart.

(e) PROTECTION AGAINST DAMAGE AND CORROSION: No upturns are permitted and any bend necessary shall have a permissible radius. The end of G.I. pipe protection on wall shall be properly sealed with bitumen compound to prevent corrosion.

(f) METALLIC OBJECT NEAR CONDUCTORS: The conductors shall be so laid as to maintain a separation distance exceeding 2 mtrs (6'-6") between (a) any electric conductors running in parallel (b) metallic objects, viz. Iron girders, water tanks, and iron staircase water/gas pipes inside or by the side of the building. All the external metallic objects viz. Water tanks gutters, rain water down pipes, water mains, etc. shall be bonded to the nearest conductor by means of a short tail.

(g) JOINTS AND BENDS: All joint in the conductor shall be made after cleaning and tinning the ends of conductors to be joined binding them together for about 100 mm with no. 12 SWG G.I. wire and then soldering. Bending shall be as short as possible. All joints and bends are to be mechanically and electrically sound.

(h) EARTH STATIONS: Similar to installation earth as specified elsewhere. Minimum number of earth station is two.

(i) INSTALLATION TEST: After completion of work the ohmic resistance of L.C. Installation complete with air terminals (without earth connections) shall be measured from the highest point and this shall be a fraction of one ohm. The resistance to earth of individual earth stations shall be tested by earth testing merger and must not exceed 10 ohms. The above test shall be made in the presence of the electrical Engineer-in-charge and the result recorded.

27. Completion drawing The contractor shall be required to submit within two months from the date of completion of work, under noted drawings on tracing cloth.

(a) Plan (As per structural drawing) of each floor (scale not less than 5'-0"=1'-0" or 1:100 metric scale) showing position of points such as light point fan point, wall sockets etc. together with type of fixture and fittings circuit with phase identification mark and location of switches B.D.B. with number of ways position of earthing stations for light and power. Position of lighting conductor, earthing station and route of running conductor.

(b) The information of plans (a) Name of work with job nature accepted Bid number (b) date of completion, (c) Name of the place, (d) Name and signature of the contractor, (e) Scale of drawing.

(c) Schematic line layout diagram of each floor showing (i) layout and connection of main and sub-board B.D.B. having description of the site, capacity, type and Tender number supply system and source of supply, (ii) location size, type, length of main and submain cables, (iii) location of each B.D.B. indicating the passes, departmental mark on each B.D.B. and switch gear. The drawing shall be very neatly drawn and submitted properly without holding them. (d) Cable route should be marked on site plan with measurement from permanent structure.

(e) Single line diagram showing of the details of the power line distribution system in the building indicating the rating of main distribution box sub-distribution box, sizes of cable from control room to individual flats, rating of the main switch gears etc.

28. Fabrication of panel board

The drawing of the panel board indicating of the dimension of the panel board and the detail position of the various equipment and the electrical line diagram shall be submitted to the concerned Engineer-in-charge and got approved before fabrication of the panel board. Any panel board fabricated assembled without approving the drawing by the concerned Engineer-in-charge is liable for rejection and no compensation for the same shall be paid extra.

SPECIAL CONDITIONS FOR INTERNAL/EXTERNAL ELECTRIFICATION.

(1) The Installation shall generally be carried out in conformity with the requirement of Indian Electricity Act 2003 as amended up to date and the Indian Electricity Rules,1956 framed there under, the relevant regulations of the Electric Supply Authority concerned and also with the specification laid down in the Indian Standard Specification and R.E.C. Specification and Construction Standard for Electrical Installation for External Electrification (system Voltage not exceeding 440 volts) .

(2) All materials, fittings, appliances etc. used in the External Electrical Installation shall confirm to relevant Indian Standard Specification / R.E.C. Specification and construction standard wherever these exists. All the material used shall be got approved by the concerned Engineer-in-charge prior to actual use. The necessary completion certificate in the prescribed form shall be furnished by the contractor on completion of the work.

(3). After installation of the wiring the Bidder / Electrical Contractor should test the same in presence of the Electrical Engineer-in-charge for safety and durability as per its pecification and I.E. Rules in force. He shall also get the Electrical Installation Inspected by the Electrical Inspector, Govt. of Orissa or his authorised representative and obtain be necessary inspection report and clearance to energise by installation at his own cost. No extra payment whatsoever on this account will be payable.

4. Only material of the approved make as per the list enclosed shall be used. All the material before installation shall be checked and approved by the Electrical Engineer-in-charge. If necessary the materials may be sent for testing to any testing laboratory inside or outside the state for confirming the quality and specification as per the Price . The cost towards testinghas to be borne by the Bidder, and the same shall be deducted from his bill.

5. The work shall be carried out in accordance with the Price complete with cost of all material(except otherwise mentioned and labour with T & P, sundries and accessories and all Electric Connections as required for the work as per drawing and design and direction of Engineer-in-charge.

6. The Electrical Installation work shall be carried out under the supervision of registered Electrical Contractor and Licensed Electrical Supervisor duly authorized by the 'Electrical Licensing Board, Govt. of Orissa' to carry out Electrical Installation work to domestic andIndustrial Installation up to 650 volts. The copy of the valid Licence of the Electrical Contractor as above shall be submitted along with the Bid paper. Also a letter of consent from the Electrical Contractor in written to the effect that he will supervise the Electrical Installation Work and furnish the necessary test certificates duly signed by the Electrical Contractor should be furnished.

LIST OF APPROVED MAKE OF THE ELECTRICAL ITEM TO BE USED

Sl. No Description of Item Make

ELECTRICAL MAKE LIST

1.P.V.C. boxes of appropriate size for fixing Plate, switches and Blanking plates etc.:

LEGRAND/SCHNEIDER/MK

2 Ceiling Rose,Angle batten Holderwith ISI mark:ANCHOR/CONA

3 5 Amps/250 Volts Modular/Flushtype switch 2/3 Pin wall socket,Electronic Fan Regulator,15 Amps/250 Volts Switches,Sockets,T.V./Telephone Socketetc. of ISI mark: ANCHOR/CONA/(For Flush Type)

MK-LEGRAND (Miries)/SCHNIDER(Zencelo) FORMODULAR TYPE

4.FRLS Singe core P.V.C. insulated and Unsheathed Copper conductor of 650/1100 Volt grade3 Confirming to IS:694/1977 of various sizes for wiring:

FINOLEX/HAVELLS/POLYCAB/VGUARD/KEI

5.D.B and B.D.B:Legrand(EKINDXE-3),Siemen(Betaground)Schneider(Acti9),L&T(AU)

6 Earthing pipe of Medium Quality"Class-B":TATA/JINDAL

7 Instrument,Meters(Voltmeter,Ammeter, etc.):L&T/SCHNEIDER/LEGRAND

8. 20/25MM Outer diameter,P.V.C.Casing and capping pipe:ANCHOR/POLYCAB/AKG
- 9 LED(Bulb & Tube light): PHILIPS/CROMPTON /HAVELLS /Bajaj)
- 10 Aviatonlight :PASOLITE,CROMPTON/PHILIPS/HAVELLS
- 11 EPABX SYSTEM :MATRIX/ACCORD/NEC
- 12 M.C.C.B. of various rating: L&T/CROMPTON /HAVELLS/LEGRAND/SIEMENS
- 13 MAIN SWITCH :AVELLS/L&T/SIEMENS
- 14 M.C.C.B. of various rating :Legrand(DPX3),Siemens(3v4) Schneider(NSX),L&T-Dsine(MTX3.0)
- 15.Earthing Lightning & Surge Protection Systems:ABB/STORMKING/POWER TRAC
- 16.Fan/Ex Fan:USHA/CROMPTON/HAVELLS/ALMONARD
17. AIR CIRCUIT BREAKER :LEGRAND/ MK/SCHNEIDER(Master Pact NW)L&T- U Power (MT X 3.5)Siemens (3 VL)
- 18 MCB/RCCB/RCBO- Legrand-D X 3,Siemens-Betaguard, Schneider - Auti 9,L&T-AU
- 19 Cable- Poly Cab/Havells/KEI/V guard
- 20 Telephone Hand Set: Beetel/Binatone
- 21 Chemical Earthing :ABB/Star-X/Universal

Note: Where ever the make of the material has not been mentioned either in the above list or the schedule of material shall conform to the relevant IS specification and such material should be approved by the concerned Engineer-in-charge before the same is utilized in the work

CODES:

Codes shall mean the following including the latest ascendants and / or replacement if any.

- a) Indian Electricity Act, 1923 and Rules and Regulations made there under
- b) The minimum wages Act,c) The Women's Compensation Act
- d) The Payment of Wages Act,e) The Fatal Accident Act,f) The Industrial Employment Act.,g) The Employment provident Fund Act,h) A.S.M.E. Test Codes
- i) AIRE Test, Codes,j) American Society of Materials Testing Codes
- k) Standards of the Indian Standards Institution,
 - 1) Low Tension Circuit Breakers : IS 2516-1955 Part I Sec.1
 - 2) Switchgear Bus Bars IS 375-1963,3) HRC fuse links IS 2208-1962
 - 4) Distribution fuse boards IS2675-1966
 - 5) Enclosure for Low Voltage switchgear IS214701962,6) PVC Cables IS1554-1975
 - 7) Tabular fluorescent lamps for Cameral lighting service IS2418-1963
 - 8) Tungsten Filament Lamps for cameral service IS415-1963,9) Ceiling Fans IS274-1966
 - 10) Flood lights IS1947-1961,11) Wall Glass flame-proof electric light fittings IS2206-1962 (Part 1),12) Water Tight Electric Light Fittings IS3553-1956
 - 13) Steel Boxes for Enclosure of Electrical Accessories IS5133-1969
 - 14) Fittings for Rigid Steel conduit IS2667-1979
 - 15) Rigid steel circuits for electrical wiring IS3837-1966
 - 16) Accessories for Rigid Steel Conduits for Electrical Wiring IS3837-1966
 - 17) Switch Socket Outlets IS3837-1966,18) PVC Wiring IS694-1977
 - 19) Switches for domestic and similar purpose IS3854-1966,20) PVC wiring IS694-1977
 - 21) Call Bell and Buzzers IS2268-1966,22) Straight through joint boxes and leads sleeves or paper insulated cables- EID-0032-1964,23) Earthing IS3043-1966
 - 24) Electrical Wiring installations IS732-1963,25) Switchgear IS3072-1965 (Part I)
 - 26) Lighting protection IS2309 –1969,27) Public Address system IS1882-1962
 - 28) Low Tension switch use units IS4064-1978,29) Code of Practice for Automatic FIRE ALAM system IS2189-1970,30) Specification for Heat Sensitive Fire Detectors IS2175-1977,31) Guide for Safety procedure in Electric work IS5216-1969
 - 32) Rubber Mats for Electric works IS5424-1969

GENERAL CONDITIONS binding on the CONTRACTOR:

1. Contractor's Responsibility.

- a) The contractor shall provide at his cost everything necessary for the proper execution of the works according to the intend and meaning of the drawings, schedule of items and quantities and specifications taken together, if the same is not particularly shown or described therein,provided that the same can reasonably be inferred there from, if the Contractor finds any discrepancy in the drawings or between the drawing and schedule of quantities and specifications, he shall

,immediately in writing refer the same to the Engineer-in-charge whose decision shall be final & binding.

b) All materials and workmanship shall be of the respect kinds described in the specification .B.O.Q, contract and in accordance with the instruction of the Engineer-in-charge. The contractor must satisfy himself about the same while furnishing samples for approval of the Engineer-in-charge before incorporation in the works.

1. Any increase or decrease over or below the Schedule of Quantities appended to the tender during the execution be carefully watched to determine the financial implication in accordance to the codalprovision .
2. No extra items extra quantities beyond the agreement quantities should be allowed without prior permission form competent authority in respect of items for which the contractor has quoted his rates more than 25% excess over the corresponding estimated cost.
3. The contractor is to bear required sales taxes, octroi taxes all other taxes and royaltiesetc as are in force from time to time. Royalty will be reimbursed on production of valid money receipt by the contractor from the concern Tahasildar.
4. The contractor has to pay the minimum wages fixed by Government from time to time to the labouers engaged by him in the work.
5. The work should be executed as per approved designs. Necessary soil tests/ field tests etc. are tobe conducted at site to ensure the structural adequacy.
6. The sample of materials used for the work should be got approved from the competent authority before execution of work.
7. Number of tests as specified in I.R.C. /MORT&H/I.S. specification required for the construction of roads/ bridges/ building or any other structural works will be conducted as per required frequency in any /Govt. Test House/ Departmental labouratories/ Reputed material testing laboratory as to be decided by the Engineer-in-charge. Testing charges including expenditure for collection / transportation of samples/ specimens etc. will be borne by the contractor. The collection of sample and testing are to be conducted for both prior to exaction and during the course of execution as may be directed the Engineer-in-charge and on both the accounts the cost shall be borne by the contractor Besides the Firm/ Contractor shall install full fledged field laboratory at work site for conduction required tests as per I.R.C. / MORT & H /I.S requirements in his own cost for providing opportunity for checking from time to time.
8. The fortnightly progress of work both physical and financial should be submitted for with and any failure of progress of work in proportionate work programme as submitted by the contractor should be reported and appropriate action as deemed proper should be taken under the terms and conditions of the agreement.
9. The work should be restricted to the available funds.
10. The Chief Engineer, Superintending Engineer, Executive Engineer, while inspecting the work under execution should invariably record his observations in the Register of inspections maintained at the site of work for which the tender has been accepted by him or by Government. He shall make final inspection of such works after completion thereof the payment of the final bills.
11. It shall be the responsibility of the contractor to produce all materials required for the work including procurement of steel, cement etc.(to be approved by the Engineerin-charge) from the market at his cost and complete the work within the stipulated time of completion as per accepted agreement. At no stage difficulty or obstacle for procurement of materials due to an reasons whatsoever shall not be entertained by the department nor any plea for extension of time or compensation / claim to this effect shall be entertained on account of the above. The safe custody of the materials procured by the contractor will be sole responsibility of the contractor. The empty cement bags are required to be returned to the Department in default of which cost thereof @ of prevailing deptt rate.

12. All items of work must be executed as per relevant IS/BIS specifications inforce in the circle and invariably shall be part of this agreement for ensuring quality as per specifications.

TOTAL NOS OF PAGES of DTCN/Bid-Id:E.E. (AGRIL.), DHENKANAL
DIVISION-01/2023-24:49(Forty Nine)only.

Sd/- Er. Pradyuta Kumar
Patnaik
Executive Engineer (Agril.)
Dhenkanal Division, Dhenkanal

GOVERNMENT OF ODISHA

WORKS DEPARTMENT

OFFICE MEMORANDUM

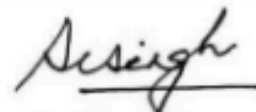
No. 07764600022025 632 /W., Bhubaneswar Dt. 9.1.26

Sub- Clarification on Works Department Office Memorandum No.173 dt 03.01.2026 regarding Amendment of Codal and Contractual Provisions.

The following clarifications are issued on Works Department Office Memorandum No. 173 dated .03.01.2026

1. The phrase " **to abolish the extant provisions of threshold negative bid caps (14.99%) introduced**" in the first para of the Works Department OM No. 173 dated. 03.01.2026 may be read as " **to abolish the extant provisions of threshold negative bid caps of 15 % introduced vide Works Department OM No. 12366/W dt. 08.11.2013 and amended vide Works Department OM No. 1437 dt, 31.01.2023**"
2. If more than one bid is quoted (decimal up to two numbers will be taken for all practical purposes), either at the estimated cost put to tender or less than the estimated cost put to tender, the tender accepting Authority will finalize the tender through a transparent lottery system, where all the concerned bidders/their authorized representatives, the concerned SE/EE of the concerned Division and Divisional Accounts Officer (DAO) will remain present.
3. If the rate quoted by the SC and ST Category Contractors comes to the rate quoted by the L1 bidder(decimal up to two numbers will be taken for all practical purposes) after availing 10% price preference as per Para 2 of Works Department Resolution No. 27748 dated. 11.10.1977, the tender shall be finalized by the tender accepting authority through a transparent lottery system along with other categories of contractors.
4. As regards the bidding process in which the tender has been floated before the issue of Works Department Office Memorandum No.173 dt 03.01.2026, the bid shall be finalized as per the earlier provisions in Appendix-IX, Clause 36 of OPWD Code Volume-II.
5. This has been concurred in by the Finance Department in File No **FIN-WF1-MISC-0102-2025**

By order of the Governor



Principal Secretary to Government

ANNEXURE I

GOVERNMENT OF ODISHA WORKS DEPARTMENT

OFFICE MEMORANDUM

No. 07764600022025 173 /W., Bhubaneswar Dt. 03/01/20

Sub:- Amendment of Codal & Contractual Provisions.

After careful observation, Government has been pleased to abolish the extant provisions of threshold negative bid caps (14.99%) introduced in Appendix-IX, Clause 36 of OPWD Code Volume-II in the procurement of works undertaken by the Govt of Odisha and its agencies to ensure the procurement process results in a viable and successful manner with adoption of following incremental **Additional Performance Security(APS)** system:

1. Additional performance security shall be taken on an incremental basis from the selected bidder for low bid prices in the project works as under:

- I. **where the bid price is below 0% but not below 10% of the project cost put to bid**, no additional performance guarantee/security percentage is required.
- II. **where the bid price is below 10% but not below 20% of the project cost put to bid**, the additional performance guarantee/security percentage shall be incremented by 0.1% for every percentage of bid price below 10% of the project cost put to bid starting at 11% with the additional bid performance guarantee being 0.1% and this additional performance guarantee percentage shall be applied on the bid price;
- III. **where the bid price is 20% or more below of the project cost put to bid**, the additional performance guarantee percentage shall be incremented by 0.2% for every percentage of bid price below 20% of the project cost put to bid in addition to 1% of the bid price and this additional performance guarantee percentage shall be applied on the bid price;
- IV. The additional performance guarantee percentage shall be rounded off to the next lower percentage based on whether the decimal point of the percentage of bid price is below 0.5% or next higher percentage based on whether the decimal point of the percentage of bid price is 0.5% or more.
- V. The additional performance security shall be treated as part of the performance security.

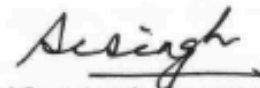
VI. Justification for abnormally low bids shall be scrutinized by the Departmental Technical Committee and recommended to the competent authority of the Administrative Department for the approval of the Additional Performance Security(APS). An abnormally low bid is one in which the Bid price, in combination with other elements of the Bid, appears so low that it raises material concerns as to the capability of the Bidder to perform the contract at the offered price. Procuring Entity may, in such cases, seek written clarifications from the Bidder, including detailed price analyses of its Bid price in relation to scope, schedule, resource mobilization, allocation of risks and responsibilities, and any other requirements of the bid document., If, after evaluating the price analyses, the procuring entity determines that the Bidder has substantially failed to demonstrate its capability to deliver the contract at the offered price, the Procuring Entity may reject the Bid/ Proposal. However, it would not be advisable to fix a normative percentage below the estimated cost, which would automatically be considered as an abnormally low bid.

2. These amendments shall take effect from the date of issue of the O.M.

3. Accordingly, the relevant existing codal/contractual provision stands modified with effect from the date of issue of this O.M.

4. This has been concurred in by the Finance Department vide **File No. FIN-WF1-MISC-0102-2025**

By order of the Governor

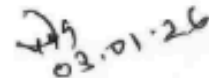


Principal Secretary to Government

Memo No. 174 W, dated 03/01/26

Copy along with soft copy forwarded to Gazette Cell, Commerce and Transport (Commerce) Department, Bhubaneswar, for information and necessary action.

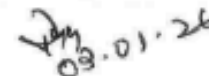
They are requested to publish the Office Memorandum in the extraordinary issue of the Gazette and supply 20 (twenty) copies to this Department.



EIC-cum-Special Secretary to Government

Memo No. 175 W., Dt. 03/01/26

Copy forwarded to the P.S. to the Hon'ble Chief Minister, Odisha for the kind information of the Hon'ble Chief Minister.



EIC-cum-Special Secretary to Government